

REGISTRATION FORM

INVITATION TO BID NO. TS12-S-18

FOR SUPPLY AND CONSTRUCTION FOR EXPANSION OF 230/115 KV NAKHON PHANOM SUBSTATION

TRANSMISSION SYSTEM EXPANSION PROJECT NO. 12

AVAILABLE DURATION FOR PURCHASING December 2, 2019 TO January 20, 2020

PRICE USD 160.- OR THB 5,000.-

COMPLETE DATA IS REQUIRED FOR THE BIDDER'S OWN BENEFITS

(โปรดกรอกรายละเอียดให้ครบถ้วนเพื่อประโยชน์ของบริษัท)

Step 1 : Fill out this Registration Form in English (Typing is preferred)
Step 2 : Submit this form for payment at Receivable Cashier Section (1st Floor, TOR 100 Bldg., Counter 4-8) Tel no. 02 436 5511
Step 3 : Bring the payment receipt and the copy of filled-out Registration Form to receive the bidding documents at International Procurement Department - Transmission Segment (Room No. 1202/2, 12th Floor, Building Tor. 101) Tel no. 02 436 0341-42

FOR PURCHASER				TAX ID :	
NO.		RECEIPT NO. :		DATE :	PURCHASER (ผู้ซื้อ):
BIDDER'S NAME (บริษัทผู้ซื้อเอกสาร)					
ADDRESS (ที่อยู่)				COUNTRY :	
ATTN. (ผู้รับผิดชอบ):			FAX NO.:		TEL.:
E-mail :					
LOCAL REPRESENTATIVE (ตัวแทนในประเทศ)					
ADDRESS (ที่อยู่)				TAX ID :	
ATTN. (ผู้รับผิดชอบ):			FAX NO.:		TEL.:
E-mail :					
FOR PROCUREMENT OFFICER			CHANGE OF BIDDER'S NAME		TAX ID :
BIDDER'S LETTER NO. :				DATED :	
NEW BIDDER'S NAME (ชื่อผู้ซื้อเอกสารเปลี่ยนเป็น)					
ADDRESS (ที่อยู่)				COUNTRY :	
ATTN. (ผู้รับผิดชอบ):			FAX NO.:		TEL.:
E-mail :					
LOCAL REPRESENTATIVE (ตัวแทนในประเทศ)					
ADDRESS (ที่อยู่)				TAX ID :	
ATTN. (ผู้รับผิดชอบ):			FAX NO.:		TEL.:
E-mail :					
FOR PROCUREMENT OFFICER			FOR PURCHASER		
Procurement Officer (ผู้ส่งมอบเอกสาร)			Document received by (ผู้รับมอบเอกสาร)		



INVITATION TO BID NO. TS12-S-18

SUPPLY AND CONSTRUCTION FOR EXPANSION OF 230/115 kV NAKHON PHANOM SUBSTATION TRANSMISSION SYSTEM EXPANSION PROJECT NO. 12

The Electricity Generating Authority of Thailand (EGAT) is calling for the subject Invitation to Bid to be financed by EGAT's fund. The escalation factor (K) for price adjustment is applied to this Bid.

Place of Construction : Nakhon Phanom Substation

Medium Cost (including Value Added Tax and other expenses) : THB 459,000,000.-

Eligibility of Bidders

1. The Bidder shall be a juristic person who provides such services and shall not be named in the List of Work Abandoners published by the Office of Prime Minister and/or in the Debarment List and/or in the List of Work Abandoners declared by EGAT.
2. The Bidder shall not be a Jointly Interested Bidder with other Bidders as from the date of EGAT's issuance of the Invitation, or shall not be a person who undertakes any action as an "Obstruction of Fair Price Competition" for this Invitation.
3. The Bidder shall not either be EGAT's consultant or involve in EGAT's consultancy company under this Invitation to Bid, or shall not have EGAT's personnel involved in his business as shareholder having voting right that can control his business, director, manager, officer, employee, agent, or consultant except those who are officially ordered by EGAT to act or participate therein.
4. The Bidder shall not be the person who is privileged or protected not to be taken any legal proceedings under Thai Court; Provided that such Bidder's government declares that such special privilege is waived.
5. The Bidder who is a joint venture or consortium shall carry out all the work under such formation from the time of bidding until the fulfillment of the Contract.

Availability of Bidding Documents

Bidding Documents in CD-ROM will be available for examination of Bidder's Qualifications and purchase during 8:00 hrs. to 15:00 hrs., Bangkok Standard Time, as from December 2, 2019 to January 20, 2020 at USD 160.- or THB 5,000.- per copy, non-refundable, at the following address :

International Procurement Department - Transmission Segment
(Room No. 1202/2, 12th Floor, Building Tor. 101)
Procurement and Inventory Management Division
Electricity Generating Authority of Thailand
Bangkruai, Nonthaburi 11130, Thailand
Telephone no. 66 2436 0342
E-mail : procurement.tse@egat.co.th

Kannika Dhachalupt

For more details and downloading Registration Form for purchasing Bidding Documents on website : <http://www4.egat.co.th/fprocurement/biddingeng/>

Payment can be made by a certified cheque or money order payable to EGAT or by a telegraphic transfer to EGAT's current account no. 109-6-01958-2 (swift code : KRTHTHBK), Krung Thai Bank Public Company Limited, Bangkruai Branch, Nonthaburi. All bank charges and fees incurred by the payment of bidding documents shall be under the buyer's responsibility.

Bidding Documents in CD-ROM will be either airmailed or airfreighted to the buyer at EGAT's expense upon receipt of the relevant remittance. In case the buyer requires the Bidding Documents to be sent by Express Mail Service (EMS), the charge will be at the buyer's expense.

Delivery of Bids

Bids shall be submitted at Room No. 1202/1, 12th Floor, Building Tor. 101 during 9:30 hrs. to 10:00 hrs., Bangkok Standard Time, February 11, 2020 and will be opened publicly at 10:00 hrs.

ELECTRICITY GENERATING AUTHORITY OF THAILAND

November 25, 2019

Kannika Dhachalupat

(Mrs. Kannika Dhachalupat)

Chief, International Procurement Department -
Transmission Segment



ประกาศการไฟฟ้าฝ่ายผลิตแห่งประเทศไทย เรื่อง ประกวดราคาจ้าง เลขที่ TS12-S-18

การไฟฟ้าฝ่ายผลิตแห่งประเทศไทย (กฟผ.) มีความประสงค์จะจัดหาและจ้างก่อสร้างขยายสถานีไฟฟ้าแรงสูง 230/115 kV นครพนม สำหรับโครงการขยายระบบส่งไฟฟ้าระยะที่ 12 โดยทำสัญญาแบบปรับราคาได้ (ค่า k) โดยใช้งบประมาณ กฟผ.

สถานที่ก่อสร้าง : สถานีไฟฟ้าแรงสูงนครพนม

ราคากลาง (รวมภาษีมูลค่าเพิ่มและค่าใช้จ่ายอื่นๆ) : 459,000,000.- บาท

คุณสมบัติของผู้เสนอราคา

1. ต้องเป็นนิติบุคคลผู้มีอาชีพรับจ้างตามประกวดราคาจ้างดังกล่าว และต้องไม่เป็นผู้ทำงานซึ่งสำนักนายกรัฐมนตรีได้แจ้งเวียนชื่อไว้ หรือต้องไม่เป็นผู้ที่ กฟผ. ห้ามติดต่อหรือห้ามเข้าเสนอราคา หรือต้องไม่เป็นผู้ที่ได้รับผลของการสั่งให้นิติบุคคลหรือนุคคลอื่นเป็นผู้ทำงานตามคำสั่ง กฟผ.
2. ต้องไม่เป็นผู้มีผลประโยชน์ร่วมกันกับผู้เสนอการรายอื่น ณ วันประกาศประกวดราคาครั้งนี้เป็นต้นไป หรือต้องไม่เป็นผู้กระทำการอันเป็นการขัดขวางการแข่งขันราคาอย่างเป็นธรรมในการดำเนินการประกวดราคาครั้งนี้
3. ต้องไม่เป็นที่ปรึกษาของ กฟผ. หรือมีส่วนร่วมในบริษัทที่ปรึกษาของ กฟผ. ในงานนี้ หรือต้องไม่มีผู้ปฏิบัติงาน กฟผ. เข้าไปมีส่วนร่วมในกิจการของผู้เสนอราคา ไม่ว่าจะในฐานะผู้ถือหุ้นที่มีสิทธิควบคุมการจัดการ กรรมการ ผู้อำนวยการ ผู้จัดการ พนักงาน ลูกจ้าง ตัวแทนหรือที่ปรึกษา ยกเว้น ในกรณีที่ผู้ปฏิบัติงานได้รับคำสั่งอย่างเป็นทางการจาก กฟผ. ให้ไปปฏิบัติงานหรือเข้าร่วมในกิจการของผู้เสนอราคา
4. ต้องไม่เป็นผู้ได้รับเอกสิทธิ์หรือความคุ้มกัน ซึ่งอาจปฏิเสธไม่ยอมขึ้นศาลไทย เว้นแต่รัฐบาลของผู้เสนอราคาได้มีคำสั่งให้สละสิทธิ์และความคุ้มกันเช่นนั้น
5. ผู้ประสงค์เข้าประกวดราคาในนามของกิจการร่วมค้าหรือกิจการร่วม (Joint Venture or Consortium) จะต้องดำเนินการทุกขั้นตอนของการประกวดราคา ในนามของกิจการร่วมค้าหรือกิจการร่วม ตั้งแต่การเสนอราคาจนสิ้นสุดข้อผูกพันกับ กฟผ.

การขายเอกสารประกวดราคา

ผู้สนใจติดต่อขอทราบรายละเอียด เพื่อตรวจสอบคุณสมบัติของผู้เสนอราคา และขอซื้อเอกสารประกวดราคา ในราคาชุดละ 5,000.- บาท ได้ที่แผนกจัดจ้างต่างประเทศสายงานระบบส่ง (ห้อง 1202/2 ชั้น 12 อาคาร ท.101) กองจัดซื้อจัดจ้างต่างประเทศสายงานระบบส่ง ฝ่ายจัดซื้อจัดจ้างและบริหารพัสดุ การไฟฟ้าฝ่ายผลิตแห่งประเทศไทย เชียงสะพานพระราม 7 จังหวัดนนทบุรี ในวันทำการระหว่างเวลา 08:00 น. ถึง 15:00 น. ตั้งแต่วันที่ 2 ธันวาคม 2562 ถึงวันที่ 20 มกราคม 2563 หรือสอบถามทางโทรศัพท์ หมายเลข 0 2436 0342 หรืออีเมล procurement.tse@egat.co.th ทั้งนี้ สามารถ download แบบฟอร์มลงทะเบียนผู้ซื้อเอกสารประกวดราคาได้ที่เว็บไซต์ <http://www4.egat.co.th/fprocurement/biddingeng/>

การยื่นซองประกวดราคา

กำหนดยื่นซองประกวดราคา ในวันที่ 11 กุมภาพันธ์ 2563 เวลา 9:30 น. ถึง 10:00 น. และเปิดซองประกวดราคา เวลา 10:00 น. ณ ห้อง 1202/1 ชั้น 12 อาคาร ท.101 การไฟฟ้าฝ่ายผลิตแห่งประเทศไทย เชียงสะพานพระราม 7 จังหวัดนนทบุรี

ประกาศ ณ วันที่ 25 พฤศจิกายน 2562

กรรณิกา วิชาญกุล
(นางกรรณิกา วิชาญกุล)

หัวหน้ากองจัดซื้อจัดจ้างต่างประเทศสายงานระบบส่ง

ตารางแสดงวงเงินงบประมาณที่ได้รับจัดสรรและราคากลาง(ราคาอ้างอิง)
ในการจัดซื้อจัดจ้างที่มีไขงานก่อสร้าง

1. ชื่อโครงการ ประกวราคาเลขที่ TS12-S-18

งานจัดหาและจ้างก่อสร้างขยายสถานีไฟฟ้าแรงสูง 230/115 kV นครพนม

โครงการขยายระบบส่งไฟฟ้าระยะที่ 12

/หน่วยงานเจ้าของโครงการ ฝ่ายแผนงานและโครงการระบบส่ง การไฟฟ้าฝ่ายผลิตแห่งประเทศไทย

2. วงเงินงบประมาณที่ได้รับจัดสรร

โครงการขยายระบบส่งไฟฟ้าระยะที่ 12 งบประมาณ 60,000 ล้านบาท

3. วันที่กำหนดราคากลาง 1 ตุลาคม 2562 (วันที่ ชสพ. อนุมัติ)

ราคารวมภาษีมูลค่าเพิ่มและค่าใช้จ่ายอื่นๆ เป็นเงิน 459,000,000.00 บาท ราคา/หน่วย ตามเอกสารแนบ

4. แหล่งที่มาของราคากลาง

หลักเกณฑ์การกำหนดราคากลางการจัดซื้อและจัดจ้างงานก่อสร้างระบบส่งไฟฟ้าของสายงานระบบส่ง

5. รายชื่อเจ้าหน้าที่ผู้กำหนดราคากลาง

5.1 นายฉัตรชัย เขาวนาธิคม หมพ-ส. กวอ-ส.

5.2 นายธิตวิวัฒน์ เบญจวงศ์รัตน์ หสภ-ส. กวอ-ส.


5.3 นายภานุวัฒน์ ลิขิตผลผดุง หอด-ส. กวอ-ส.

5.4 นายสุริยะ ประชวัญเมือง หวอ-ส. กวอ-ส.

5.5 นายเมธา รักปาน กวป-ส.

5.6 นางรัมภา สุนทรินทุ กวธ-ส.

5.7 นางอุบลรัตน์ ต้นเกตุ กวส-ส. อรส.


อสาธา ว่างวิทยาการ
พจตส-ท.
25 พ.ย. 2562

หมายเหตุ ค่าใช้จ่ายอื่นๆ ได้แก่ ค่าใช้จ่ายที่ กฟผ. ต้องจ่ายตามวิธีการพิจารณาเปรียบเทียบราคาที่กำหนดไว้ในเอกสารประกวดราคา เช่น อกรขาเข้า เป็นต้น

อาสา ช่างวิทยาคาร

พจนานุกรม-๒.

25 W.B. 2562

[illegible]

MEDIUM COST FOR BID NO. TS12-S-18

SUMMARY OF BID PRICE

SUPPLY AND CONSTRUCTION FOR EXPANSION OF 230/115 kV NAKHON PHANOM SUBSTATION

TRANSMISSION SYSTEM EXPANSION PROJECT NO. 12

Dr
 อาสยา ช่างวิทยากร
 ทจตส.-ท.

25 พ.ย. 2562

Schedule	Description	Currency	Supply of Equipment		Local Currency (excluding VAT) Baht Amount	Local Transportation (excluding VAT) Baht Amount	Local Transportation, Construction and Installation (excluding VAT) Baht Amount
			Foreign Supply	Local Supply			
			CIF Thai Port	Ex-works Price (excluding VAT) Baht			
			Amount	Amount			
	VAT	THB	9,761,305.68	Baht 8,390,227.85	Baht 8,236,667.10	Baht 42,703.04	Baht 3,614,932.90
	SUMMARY OF BID PRICE	THB	149,208,529.65	Baht 128,250,625.72	Baht 125,903,339.91	Baht 652,746.48	Baht 55,256,831.41
	TOTAL MEDIUM COST	THB	459,272,073.17				
	TOTAL MEDIUM COST (ROUNDED)	THB	459,000,000.00				

MEDIUM COST FOR BID NO. TS12-S-18
SCHEDULE 1 : 230 KV NAKHON PHANOM SUBSTATION
SUPPLY AND CONSTRUCTION FOR EXPANSION OF 230 KV NAKHON PHANOM SUBSTATION
TRANSMISSION SYSTEM EXPANSION PROJECT NO. 12

0w
 อาสาสมัคร หน่วยงาน
 ทจ.๑๙-๓.
 25 พ.ย. 2561

Description	Currency	Supply of Equipment		Local Currency (excluding VAT) Baht	Local Transportation (excluding VAT) Baht	Local Transportation, Construction and Installation (excluding VAT) Baht
		Foreign Supply	Local Supply			
		CIF Thai Port	Ex-works Price (excluding VAT) Baht			
		Amount	Amount			
PART 1AB : SUPPLY AND INSTALLATION OF SUBSTATION EQUIPMENT	THB	30,526,661.75	54,132,086.34			19,155,245.62
PART 1C : CIVIL WORK				97,151,109.61		
PART 1D : SUPPLY OF SPARE PARTS	THB	342,694.00	2,088,521.00		121,551.44	
TOTAL PRICE	THB	30,869,355.75	Baht 56,220,607.34	Baht 97,151,109.61	Baht 121,551.44	Baht 19,155,245.62

(นางสาวพนา สุภกร) 1๓.๑ 62
 ๐๖๓.

ow

MEDIUM COST FOR BID NO. TS12-S-18

PART 1AB : SUPPLY AND INSTALLATION OF SUBSTATION EQUIPMENT

SUPPLY AND CONSTRUCTION FOR EXPANSION OF 230 KV NAKHON PHANOM SUBSTATION


TRANSMISSION SYSTEM EXPANSION PROJECT NO. 12

อวส. ว่างวิทยากร

พจกส-ท.

25 พ.ย. 2562

Description	Currency	Supply of Equipment		Local Transportation, Construction and Installation (excluding VAT) Baht
		Foreign Supply	Local Supply	
		CIF Thai Port	Ex-works Price (excluding VAT) Baht	
		Amount	Amount	Amount
Schedule 1AB1 : Power Transformer and Marshalling Control Cubicle	THB		156,000.00	18,720.00
Schedule 1AB2 : Distribution Transformer	THB		702,000.00	84,240.00
Schedule 1AB5 : Current Transformer and Junction Box	THB	9,612,000.00	1,118,224.40	1,287,626.93
Schedule 1AB6 : Coupling Capacitor Voltage Transformer, Coupling Capacitor, Voltage Transformer and Junction Box	THB	2,735,600.00	391,387.54	375,238.50


 (พงศารัตน์ ชูกลาง)
 อวส.
 101.01.62

MEDIUM COST FOR BID NO. TS12-S-18

PART 1AB : SUPPLY AND INSTALLATION OF SUBSTATION EQUIPMENT

SUPPLY AND CONSTRUCTION FOR EXPANSION OF 230 KV NAKHON PHANOM SUBSTATION
TRANSMISSION SYSTEM EXPANSION PROJECT NO. 12

02
อวสฯ สำนักงาน
นครราชสีมา

Description	Currency	Supply of Equipment		Local Transportation, Construction and Installation (excluding VAT) Baht Amount
		Foreign Supply	Local Supply	
		CIF Thai Port	Ex-works Price (excluding VAT) Baht	
		Amount	Amount	
Schedule 1AB9 : Power Circuit Breaker	THB	8,728,731.00		1,047,447.72
Schedule 1AB10 : Disconnecting Switch	THB	5,943,300.00	1,651,278.20	911,349.38
Schedule 1AB11 : Power Fuse, Fuse Link and Hook Stick	THB	497,708.20		59,724.98
Schedule 1AB12 : AC&DC Distribution Board and Termination Box			3,512,034.00	421,444.08

(นายสมชาย ชูแก้ว)
อวส.
1 01-01-62

MEDIUM COST FOR BID NO. TS12-S-18
PART 1AB : SUPPLY AND INSTALLATION OF SUBSTATION EQUIPMENT
SUPPLY AND CONSTRUCTION FOR EXPANSION OF 230 KV NAKHON PHANOM SUBSTATION
TRANSMISSION SYSTEM EXPANSION PROJECT NO. 12

อวส. ๓๔๖๖๖๖๖๖
 ๒๕ พ.ย. ๒๕๖๒

Description	Currency	Supply of Equipment		Local Transportation, Construction and Installation (excluding VAT) Baht
		Foreign Supply	Local Supply	
		CIF Thai Port	Ex-works Price (excluding VAT) Baht	
		Amount	Amount	
Schedule 1AB13 : Stationary Battery and Battery Charger	THB	602,447.96	631,400.00	148,061.76
Schedule 1AB14 : Substation Steel Structure			3,448,030.30	1,034,409.09
Schedule 1AB15 : Insulator				362,011.65
Schedule 1AB16 : Cable Terminations	THB	41,745.00		12,523.50

(นางสาวพนา สุภาวดี)
 อวส. ๒๕๖๒

MEDIUM COST FOR BID NO. TS12-S-18
PART 1AB : SUPPLY AND INSTALLATION OF SUBSTATION EQUIPMENT
SUPPLY AND CONSTRUCTION FOR EXPANSION OF 230 KV NAKHON PHANOM SUBSTATION
TRANSMISSION SYSTEM EXPANSION PROJECT NO. 12

ow
 อวสช. สำนักงาน
 ทจ.อวส.-น.
 25 พ.ย. 2562

Description	Currency	Supply of Equipment		Local Transportation, Construction and Installation (excluding VAT) Baht
		Foreign Supply	Local Supply	
		CIF Thai Port	Ex-works Price (excluding VAT) Baht	
		Amount	Amount	Amount
Schedule 1AB17 : XLPE Power Cable			736,560.00	184,140.00
Schedule 1AB18 : Low Voltage Cable and Conductor			21,721,653.36	5,430,413.34
Schedule 1AB19 : Switchyard Lighting Fixtures			743,711.10	223,113.33
Schedule 1AB20 : Aluminum Tube, Connector and Miscellaneous Hardware			1,284,637.20	321,159.30

(นายสมชาย ชูธรรม)
 อวส.
 10-11-62


MEDIUM COST FOR BID NO. TS12-S-18
PART 1AB : SUPPLY AND INSTALLATION OF SUBSTATION EQUIPMENT
SUPPLY AND CONSTRUCTION FOR EXPANSION OF 230 KV NAKHON PHANOM SUBSTATION
TRANSMISSION SYSTEM EXPANSION PROJECT NO. 12

ow
 อาศยา งามวิมลภากร
 วิศวกร-ท.
 25 พ.ย. 2562

Description	Currency	Supply of Equipment		Local Transportation, Construction and Installation (excluding VAT) Baht Amount
		Foreign Supply	Local Supply	
		CIF Thai Port	Ex-works Price (excluding VAT) Baht	
		Amount	Amount	
Schedule 1AB21 : Bus Fitting	THB	756,954.67		189,238.67
Schedule 1AB22 : Grounding Material	THB	1,264,403.36	1,087,178.40	609,730.44
Schedule 1AB23 : Substation Miscellaneous	THB	343,771.56	694,467.84	259,559.85
Schedule 1AB24 : Control and Protection System			10,142,183.00	1,014,218.30

(วิศวกรควบคุมงาน)
 1 ม.ก. 62

MEDIUM COST FOR BID NO. TS12-S-18
PART 1AB : SUPPLY AND INSTALLATION OF SUBSTATION EQUIPMENT
SUPPLY AND CONSTRUCTION FOR EXPANSION OF 230 KV NAKHON PHANOM SUBSTATION
TRANSMISSION SYSTEM EXPANSION PROJECT NO. 12


 วิชาสาขานานาชาติ
 วิทยาลัย-ท.
 25 พ.ย. 2562

Description	Currency	Supply of Equipment		Local Transportation, Construction and Installation (excluding VAT) Baht
		Foreign Supply	Local Supply	
		CIF Thai Port	Ex-works Price (excluding VAT) Baht	
		Amount	Amount	
Schedule 1AB25 : Fault Recording System			1,972,669.00	197,266.90
Schedule 1AB33 : CCTV			2,045,983.00	326,094.00
Schedule 1AB34 : 48 VDC Stationary Battery, Battery Charger and DC Power Panel			1,414,600.00	150,000.00
Schedule 1AB35 : Optical Fiber and Line Accessories			611,440.00	1,031,200.00


 (นางสาวพนา สุทธิกุล)
 อวส.
 101-0.62

MEDIUM COST FOR BID NO. TS12-S-18
PART 1AB : SUPPLY AND INSTALLATION OF SUBSTATION EQUIPMENT
SUPPLY AND CONSTRUCTION FOR EXPANSION OF 230 KV NAKHON PHANOM SUBSTATION
TRANSMISSION SYSTEM EXPANSION PROJECT NO. 12

ow
 อาสาสมัคร สำนักงานการ
 ทจตส-ท.
 25 พ.ย. 2567

Description	Currency	Supply of Equipment		Local Transportation, Construction and Installation (excluding VAT) Baht
		Foreign Supply	Local Supply	
		CIF Thai Port	Ex-works Price (excluding VAT) Baht	
		Amount	Amount	
Schedule 1AB38 : Remote Terminal Unit			66,649.00	412,313.90
Schedule 1AB39 : Commissioning				1,884,000.00
Schedule 1AB40 : Installation of Equipment and Steel Structure Supplied by EGAT				1,160,000.00
PART 1AB	THB	30,526,661.75	Baht 54,132,086.34	Baht 19,155,245.62

(พ.ร.บ.การไฟฟ้า)
 อวต.
 10.1.62


MEDIUM COST FOR BID NO. TS12-S-18

PART 1C : CIVIL WORK


SUPPLY AND CONSTRUCTION FOR EXPANSION OF 230 KV NAKHON PHANOM SUBSTATION
TRANSMISSION SYSTEM EXPANSION PROJECT NO. 12

0w
 อาสนา สำนักงาน
 หจกส-ท.
 25 พ.ย. 2562


Description	Local Currency
	(excluding VAT) Baht Amount
Schedule 1C1 : Foundation Work	4,894,255.00
Schedule 1C2 : Cable Trench	4,142,273.50
Schedule 1C3 : Control Building	39,325,957.92
Schedule 1C4 : Earth Work, Road and Crushed Rock Surfacing	2,677,846.00
Schedule 1C5 : Water Supply System	668,214.00
Schedule 1C6 : Drainage System	7,668,445.00
Schedule 1C7 : Special Construction Works	826,159.19
Schedule 1C8 : Miscellaneous	5,170,645.00
Schedule 1C9 : Fire Protection System	31,777,314.00
PART 1C	Baht 97,151,109.61


 (นางสาวพนา สุภาวดี)
 อวส.
 10.1.62

MEDIUM COST FOR BID NO. TS12-S-18
PART 1D : SUPPLY OF SPARE PARTS
SUPPLY AND CONSTRUCTION FOR EXPANSION OF 230 KV NAKHON PHANOM SUBSTATION
TRANSMISSION SYSTEM EXPANSION PROJECT NO. 12


 อวส. สำนักงาน
 ทจตส-น.
 25 พ.ย. 2560

Description	Currency	Supply of Equipment		Local Transportation (excluding VAT) Baht Amount
		Foreign Supply	Local Supply	
		CIF Thai Port	Ex-works Price (excluding VAT) Baht	
		Amount	Amount	
Schedule 1D9 : Spare Parts for Power Circuit Breaker	THB	287,762.20		14,388.12
Schedule 1D11 : Spare Parts for Power Fuse, Fuse Link and Hook Stick	THB	54,931.80		2,746.62
Schedule 1D12 : Spare Parts for AC&DC Distribution Board and Termination Box			79,554.00	3,977.70


 (นางสาวพนา สุภวณฺฑ)
 อวส.
 10.11.62


MEDIUM COST FOR BID NO. TS12-S-18

PART 1D : SUPPLY OF SPARE PARTS

SUPPLY AND CONSTRUCTION FOR EXPANSION OF 230 KV NAKHON PHANOM SUBSTATION
TRANSMISSION SYSTEM EXPANSION PROJECT NO. 12

05
 อาสา สำนักงาน
 หจกส-ผ.
 25 พ.ย. 2562

Description	Currency	Supply of Equipment		Local Transportation (excluding VAT) Baht
		Foreign Supply	Local Supply	
		CIF Thai Port	Ex-works Price (excluding VAT) Baht	
		Amount	Amount	Amount
Schedule 1D24 : Spare Parts for Control and Protection System			1,588,444.00	79,418.00
Schedule 1D25 : Spare Parts for Fault Recording System			420,523.00	21,021.00
PART 1D	THB	342,694.00	Baht 2,088,521.00	Baht 121,551.44


 (นายสมชาย งามงาม)
 อวต.
 10-11-62

25 W.E. 2562

101-0-162

25 W.E. 2562

101-9, 62

MEDIUM COST FOR BID NO. TS12-S-18
PART 2AB : SUPPLY AND INSTALLATION OF SUBSTATION EQUIPMENT
SUPPLY AND CONSTRUCTION FOR EXPANSION OF 115 KV NAKHON PHANOM SUBSTATION
TRANSMISSION SYSTEM EXPANSION PROJECT NO. 12

๐๖
 อาสาฬหมาส
 พ.ศ. ๒๕๖๖
 ๒๕ พ.ย. ๒๕๖๖

Description	Currency	Supply of Equipment		Local Transportation, Construction and Installation (excluding VAT) Baht
		Foreign Supply	Local Supply	
		CIF Thai Port	Ex-works Price (excluding VAT) Baht	
		Amount	Amount	
Schedule 2AB15 : Insulator				258,038.50
Schedule 2AB18 : Low Voltage Cable and Conductor			30,137,854.56	8,162,335.61
Schedule 2AB19 : Switchyard Lighting Fixtures			754,383.30	245,174.57
Schedule 2AB20 : Aluminum Tube, Connector and Miscellaneous Hardware			933,621.48	252,855.82

107-9.62

MEDIUM COST FOR BID NO. TS12-S-18
PART 2AB : SUPPLY AND INSTALLATION OF SUBSTATION EQUIPMENT
SUPPLY AND CONSTRUCTION FOR EXPANSION OF 115 KV NAKHON PHANOM SUBSTATION
TRANSMISSION SYSTEM EXPANSION PROJECT NO. 12

อวต. ช่างวิทย์ภากร
 ช่างตาส-ท.
 25 พ.ย. 2562

Description	Currency	Supply of Equipment		Local Transportation, Construction and Installation (excluding VAT) Baht
		Foreign Supply	Local Supply	
		CIF Thai Port	Ex-works Price (excluding VAT) Baht	
		Amount	Amount	
Schedule 2AB21 : Bus Fitting	THB	995,690.77		269,666.25
Schedule 2AB22 : Grounding Material	THB	419,031.36	768,494.76	321,621.66
Schedule 2AB23 : Substation Miscellaneous	THB	128,154.84	256,144.68	104,081.12
Schedule 2AB24 : Control and Protection System			17,790,754.00	1,779,068.70

(นางสาววนิดา สุภาวดี)
 ๑๐๑-๑.๖๒

MEDIUM COST FOR BID NO. TS12-S-18
PART 2AB : SUPPLY AND INSTALLATION OF SUBSTATION EQUIPMENT
SUPPLY AND CONSTRUCTION FOR EXPANSION OF 115 KV NAKHON PHANOM SUBSTATION
TRANSMISSION SYSTEM EXPANSION PROJECT NO. 12

ow
 อาสาสมัคร
 25 พ.ย. 2561

Description	Currency	Supply of Equipment		Local Transportation, Construction and Installation (excluding VAT) Baht
		Foreign Supply	Local Supply	
		CIF Thai Port	Ex-works Price (excluding VAT) Baht	
		Amount	Amount	
Schedule 2AB25 : Fault Recording System			2,264,127.00	226,412.00
Schedule 2AB28 : Compact Switchgear	THB	81,244,140.00		10,561,738.20
Schedule 2AB38 : Remote Terminal Unit			124,159.00	995,953.90
Schedule 2AB39 : Commissioning	THB			2,547,000.00

(นายสมชาย งามงาม)
 101-0.62

MEDIUM COST FOR BID NO. TS12-S-18
PART 2AB : SUPPLY AND INSTALLATION OF SUBSTATION EQUIPMENT
SUPPLY AND CONSTRUCTION FOR EXPANSION OF 115 KV NAKHON PHANOM SUBSTATION
TRANSMISSION SYSTEM EXPANSION PROJECT NO. 12

Description	Currency	Supply of Equipment		Local Transportation, Construction and Installation (excluding VAT) Baht
		Foreign Supply	Local Supply	
		CIF Thai Port	Ex-works Price (excluding VAT) Baht	
		Amount	Amount	Amount
Schedule 2AB40 : Installation of Equipment and Steel Structure Supplied by EGAT	THB			2,630,000.00
PART 2AB	THB	88,261,716.97	Baht 56,890,914.22	Baht 30,048,192.70

(๑๑๑๑๑๑๑๑๑๑๑๑)
๑๑๑.
1๑.๑-๑๒

MEDIUM COST FOR BID NO. TS12-S-18
PART 2C : CIVIL WORK
SUPPLY AND CONSTRUCTION FOR EXPANSION OF 115 KV NAKHON PHANOM SUBSTATION
TRANSMISSION SYSTEM EXPANSION PROJECT NO. 12

25 พ.ย. 2562

Description	Local Currency
	(excluding VAT) Baht Amount
Schedule 2C1 : Foundation Work	4,192,714.00
Schedule 2C2 : Cable Trench	9,260,293.50
Schedule 2C4 : Earth Work, Road and Crushed Rock Surfacing	875,743.00
Schedule 2C5 : Water Supply System	19,092.00
Schedule 2C6 : Drainage System	3,818,594.70
Schedule 2C7 : Special Construction Works	60,000.00
Schedule 2C9 : Fire Protection System	761,609.00
PART 2C	Baht 18,988,046.20


107-0.62

0w
 อาสาสมัคร
 วิชาวิศวกรรม
 วิชาช่าง

25 พ.ย. 2562

MEDIUM COST FOR BID NO. TS12-S-18
PART 2D : SUPPLY OF SPARE PARTS
SUPPLY AND CONSTRUCTION FOR EXPANSION OF 115 KV NAKHON PHANOM SUBSTATION
TRANSMISSION SYSTEM EXPANSION PROJECT NO. 12

Description	Currency	Supply of Equipment		Local Transportation (excluding VAT) Baht
		Foreign Supply	Local Supply	
		CIF Thai Port	Ex-works Price (excluding VAT) Baht	
		Amount	Amount	Amount
Schedule 2D24 : Spare Parts for Control and Protection System			1,640,163.00	82,003.00
Schedule 2D28 : Spare Parts for Compact Switchgear	THB	8,127,097.00		406,354.85
PART 2D	THB	8,127,097.00	Baht 1,640,163.00	Baht 488,357.85


 (นายสมชาย งามวงศ์)
 024,
 11-11-62

MEDIUM COST FOR BID NO. TS12-S-18
SCHEDULE 3 : 115 KV NAKHON PHANOM SUBSTATION (JOB NO.TS12-12-S19)
SUPPLY AND CONSTRUCTION FOR EXPANSION OF 115 KV NAKHON PHANOM SUBSTATION
TRANSMISSION SYSTEM EXPANSION PROJECT NO. 12

ow
 อาสนา ว่างวิทยาคาร
 หจกส-ท.
25 พ.ย. 2562

Description	Currency	Supply of Equipment		Local Currency (excluding VAT) Baht	Local Transportation (excluding VAT) Baht	Local Transportation, Construction and Installation (excluding VAT) Baht
		Foreign Supply	Local Supply			
		CIF Thai Port	Ex-works Price (excluding VAT) Baht			
		Amount	Amount			
PART 3AB : SUPPLY AND INSTALLATION OF SUBSTATION EQUIPMENT	THB	9,452,111.96	5,108,713.31			2,438,460.19
PART 3C : CIVIL WORK				1,527,517.00		
PART 3D : SUPPLY OF SPARE PARTS	THB	2,683.00			134.15	
TOTAL PRICE	THB	9,454,794.96	Baht 5,108,713.31	Baht 1,527,517.00	Baht 134.15	Baht 2,438,460.19

(อาสนา ว่างวิทยาคาร)
 อวต.
 1 พ.ย. 62

MEDIUM COST FOR BID NO. TS12-S-18

PART 3AB : SUPPLY AND INSTALLATION OF SUBSTATION EQUIPMENT

SUPPLY AND CONSTRUCTION FOR EXPANSION OF 115 KV NAKHON PHANOM SUBSTATION

TRANSMISSION SYSTEM EXPANSION PROJECT NO. 12

0w
 อาสาฯ ช่างวิทยากร
 ทจตล-ท.

25 พ.ย. 2561

Description	Currency	Supply of Equipment		Local Transportation, Construction and Installation (excluding VAT) Baht Amount
		Foreign Supply	Local Supply	
		CIF Thai Port	Ex-works Price (excluding VAT) Baht	
		Amount	Amount	
Schedule 3AB5 : Current Transformer and Junction Box	THB	445,500.00	46,400.00	54,109.00
Schedule 3AB6 : Coupling Capacitor Voltage Transformer, Coupling Capacitor, Voltage Transformer and Junction Box	THB	473,100.00	65,050.00	59,196.50
Schedule 3AB10 : Disconnecting Switch	THB	166,100.00	59,171.20	24,779.83
Schedule 3AB14 : Substation Steel Structure			692,290.99	190,380.02

45
 (นายสมชาย ชูกลาง)
 028 14-0.62

MEDIUM COST FOR BID NO. TS12-S-18
PART 3AB : SUPPLY AND INSTALLATION OF SUBSTATION EQUIPMENT
SUPPLY AND CONSTRUCTION FOR EXPANSION OF 115 KV NAKHON PHANOM SUBSTATION
TRANSMISSION SYSTEM EXPANSION PROJECT NO. 12

25 พ.ย. 2562

Description	Currency	Supply of Equipment		Local Transportation, Construction and Installation (excluding VAT) Baht
		Foreign Supply	Local Supply	
		CIF Thai Port	Ex-works Price (excluding VAT) Baht	
		Amount	Amount	Amount
Schedule 3AB15 : Insulator				31,697.77
Schedule 3AB18 : Low Voltage Cable and Conductor			2,482,707.48	568,953.80
Schedule 3AB20 : Aluminum Tube, Connector and Miscellaneous Hardware			115,567.32	26,484.18
Schedule 3AB21 : Bus Fitting	THB	115,864.80		26,552.35


 (นายสมชาย งามวิทย์) 10-11-62
 834

MEDIUM COST FOR BID NO. TS12-S-18
PART 3AB : SUPPLY AND INSTALLATION OF SUBSTATION EQUIPMENT
SUPPLY AND CONSTRUCTION FOR EXPANSION OF 115 KV NAKHON PHANOM SUBSTATION
TRANSMISSION SYSTEM EXPANSION PROJECT NO. 12

Dw
 อวต. สำนักงาน
 ทอตล-ท.
 25 พ.ย. 2562

Description	Currency	Supply of Equipment		Local Transportation, Construction and Installation (excluding VAT) Baht Amount
		Foreign Supply	Local Supply	
		CIF Thai Port	Ex-works Price (excluding VAT) Baht	
		Amount	Amount	
Schedule 3AB22 : Grounding Material	THB	116,504.52	57,024.00	39,766.95
Schedule 3AB23 : Substation Miscellaneous	THB	10,628.64	121,078.32	30,182.85
Schedule 3AB24 : Control and Protection System			1,469,424.00	203,563.40
Schedule 3AB25 : Fault Recording System				31,840.00

(พงศาพนท สุภาวณ) 1 ต.ค. 62
 อวต.

MEDIUM COST FOR BID NO. TS12-S-18

PART 3AB : SUPPLY AND INSTALLATION OF SUBSTATION EQUIPMENT

SUPPLY AND CONSTRUCTION FOR EXPANSION OF 115 KV NAKHON PHANOM SUBSTATION
TRANSMISSION SYSTEM EXPANSION PROJECT NO. 12

อนวส. ฝ่ายวิศวกรรม

ทออส-ท.

25 พ.ย. 2562

Description	Currency	Supply of Equipment		Local Transportation, Construction and Installation (excluding VAT) Baht
		Foreign Supply	Local Supply	
		CIF Thai Port	Ex-works Price (excluding VAT) Baht	
		Amount	Amount	
Schedule 3AB28 : Compact Switchgear	THB	8,124,414.00		893,685.54
Schedule 3AB38 : Remote Terminal Unit				14,268.00
Schedule 3AB39 : Commissioning				243,000.00
PART 3AB	THB	9,452,111.96	Baht 5,108,713.31	Baht 2,438,460.19


 (นายอานนท์ ชูชาติ) 10-1-62
 อวส.

MEDIUM COST FOR BID NO. TS12-S-18
PART 3C : CIVIL WORK
SUPPLY AND CONSTRUCTION FOR EXPANSION OF 115 KV NAKHON PHANOM SUBSTATION
TRANSMISSION SYSTEM EXPANSION PROJECT NO. 12

0w
อาสา ว่างวิชาการ
ท.จ.ตส-ท.
25 พ.ย. 2564

Description	Local Currency
	(excluding VAT)
	Baht
	Amount
Schedule 3C1 : Foundation Work	702,329.00
Schedule 3C2 : Cable Trench	825,188.00
PART 3C	Baht 1,527,517.00

1017.62

MEDIUM COST FOR BID NO. TS12-S-18
PART 3D : SUPPLY OF SPARE PARTS
SUPPLY AND CONSTRUCTION FOR EXPANSION OF 115 KV NAKHON PHANOM SUBSTATION
TRANSMISSION SYSTEM EXPANSION PROJECT NO. 12

OW
อาสา ช่างวิเศษการ
ทอผ้า-ผ.
25 พ.ย. 2562

Description	Currency	Supply of Equipment		Local Transportation
		Foreign Supply	Local Supply	
		CIF Thai Port	Ex-works Price (excluding VAT) Baht	(excluding VAT) Baht
		Amount	Amount	Amount
Schedule 3D28 : Spare Parts for Compact Switchgear	THB	2,683.00		134.15
PART 3D	THB	2,683.00	Baht	Baht 134.15

10-1-62

Important Information
for
Invitation to Bid No. TS12-S-18

The purpose of this section is to inform the Bidders to **carefully study** the details of the revised terms and conditions in the bidding documents. The following provisions have been **recently revised** as stated hereunder:

Article F-11. Payment:

If the Contractor requires the payment of foreign currency portion to be paid directly to the suppliers, he has to inform EGAT **which portion of the Contract Price, as stipulated in the term of payment of the Contract**, to be paid accordingly.

In case the local Contractor requires foreign currency or currencies to be paid directly to him, payment of such foreign currency or currencies will be made to the local Contractor in Thai Baht by using the **selling exchange rate** published by the Bank of Thailand on the **payment date** (previously stated as buying exchange rate on the bid opening date).

The number of days which payment for the first portion of foreign supply will be made after delivery, previously specified as 45 days, has been **deleted**.

Article F-15. Liquidated Damages for Late Completion and Late Delivery:

The limit of liquidated damages, previously specified that does not exceed 10%, has been **deleted**.

DATA SHEET

for

Invitation to Bid No. TS12-S-18

This Section consists of provisions that are specific to each procurement and supplement the information or requirements included in Bidding Documents.

Article B-3. Bid Security

The amount of bid security shall be USD 745,730.- or THB 22,950,000.-.

Article F-15. Liquidated Damages for Late Completion and Late Delivery, item a. For Complete Construction of Substation,

If the Contractor fails to meet any of the completion dates for Schedule No. 1 : 230 kV Nakhon Phanom Substation or Schedule No. 2 : 115 kV Nakhon Phanom Substation (Job No.TS12-16-S106) or Schedule No. 3 : 115 kV Nakhon Phanom Substation (Job No.TS12-12-S19), the liquidated damages shall be at the rate of one-tenth of one (0.10) per cent of the total Contract Price for Schedule No. 1 : 230 kV Nakhon Phanom Substation and Schedule No. 2 : 115 kV Nakhon Phanom Substation (Job No.TS12-16-S106) and Schedule No. 3 : 115 kV Nakhon Phanom Substation (Job No.TS12-12-S19) for each Day of delay. This sum is payable regardless of the actual loss and/or damages incurred.

Maintenance Guarantee Period

- For all Work except 500 kV System

The Contractor shall guarantee the proper functioning of the Work for a period of one (1) Year except the following Equipment the guarantee period of which shall be as follows :

<u>Equipment</u>	<u>Period of Guarantee (Year)</u>
- Fault Recording System	2
- Control and Protection System	2

- For 500 kV System

The Contractor shall guarantee the proper functioning of the Work for a period of five (5) Years.

Defective Equipment to be replaced with the whole new set

Not Applicable

ELECTRICITY GENERATING AUTHORITY OF THAILAND

Nonthaburi
Thailand

INVITATION TO BID NO. TS12-S-18 SUPPLY AND CONSTRUCTION FOR EXPANSION OF 230/115 kV NAKHON PHANOM SUBSTATION TRANSMISSION SYSTEM EXPANSION PROJECT NO.12

Invitation

The Electricity Generating Authority of Thailand (EGAT) hereby invites sealed bids for supply and construction for Expansion of 230/115 kV Nakhon Phanom Substation under Transmission System Expansion Project No.12 Project as described herein in accordance with terms, conditions and Specifications described in these Bidding Documents.

Work Description

The supply and construction for Expansion of 230/115 kV Nakhon Phanom Substation will be on a supply and construction basis, the Contractor shall be responsible for complete supply, installation, construction and also engineering design work to the standard specified and best modern practice. The substations to be constructed and the scope of work under this Invitation are described in Section H. Scope of Work.

Eligibility of Bidders: General Requirements

- I. All Bidders shall meet the following requirements; failure to so comply shall constitute sufficient ground for rejection.
 - a. The Bidder shall be a partnership, firm or company, either alone or in joint venture or in consortium.
 - b. The Bidder shall be well-established and maintain a permanent place of business.
 - c. The Bidder shall not be, or supply the Equipment, from the country under the state of Civil War.

- d. The Bidder shall be a juristic person who manufactures or provides such material or services, as the case may be, and not be named in the List of Work Abandoners published by the Office of Prime Minister and/or in the Debarment List and/or in the List of Work Abandoners declared by EGAT.
- e. The Bidder shall not be a Jointly Interested Bidder with other Bidders as from the date of EGAT's issuance of the Invitation to Bid, or shall not be a person who undertakes any action as an "Obstruction of Fair Price Competition" as defined in Additional Regulation for this Invitation.
- f. The Bidder shall not either be EGAT's consultant or involving in EGAT's consultancy company under this Invitation, or have EGAT's personnel involved in his business as shareholder having voting right that can control his business, director, manager, officer, employee, agent or consultant except for the ones who are officially ordered by EGAT to act or participate therein.
- g. The Bidder shall not be the person who is privileged or protected not to be taken any legal proceeding under Thai Court; provided that such Bidder's government declares that such special privilege is waived.
- h. In case of a joint venture or consortium, the Bidder shall carry out all the work under such formation from the time of bidding until the fulfillment of the Contract.
- i. ***The Bidder shall be a purchaser of the bidding documents from EGAT. For a joint venture or consortium, only one (1) member of the joint venture or consortium is required to purchase the bidding documents.***

In the case where the Bidder is not the purchaser of the bidding documents, the purchaser shall notify EGAT of the name of the Bidder in writing prior to the bid opening.

- II. All Bidders should preferably meet the following requirements; failure to so comply may constitute sufficient ground for rejection.
 - a. The Bidder shall have adequate fund to meet financial obligations incidental to this Contract.
 - b. The Bidder shall supply documentary evidence established in accordance with Article B-8. Information to be Submitted with Bid to demonstrate adequately that he is eligible to bid and is qualified to perform the Contract if his bid is accepted. Bidder should also demonstrate his capacity to perform the Work either with or without the use of subcontractor.

A-4. Eligibility of Bidders: Technical Requirements

I. All Bidders shall meet the following requirements; failure to so comply shall constitute sufficient ground for rejection.

- a. Being well-established and maintaining a permanent place of business.

If the Bidder is a new company formed by acquisition of or merger with other companies or business units before submitting the Bid, the experience records of any of such previous companies or business units that meet the requirements set forth herein are acceptable as the experience records of the Bidder.

If Bidder is a new company formed by acquisition of or merger with other companies or business units, the pending claim of any of such previous companies or business units shall be considered pending claim of the Bidder.

Reference records of either the parent or affiliated companies shall not be considered as the record of such Bidder.

- b. The Bidder shall have one of the following qualifications regarding experiences executing contract of supply and construction substation.

- 1) Having experience with EGAT in executing at least one (1) contract as contractor (not as subcontractor) for supply and construction of a complete 115 kV or above conventional or GIS substation, with its overall performance satisfactory to EGAT;
- 2) Having experience in executing at least one (1) contracts as contractor (not as subcontractor) for supply and construction of 220 kV or above conventional or GIS substation in an overseas country (not his own country).

Experience record of the Bidder or either member of the joint venture /consortium, including experience record derived from being a member of other joint venture or consortium in previous project(s) is acceptable. It is not allowed to combine the experience records of each member of the joint venture/consortium in order to meet the experience requirements.

- c. Further to b.1) mentioned above, having a record of experience within the last ten (10) years on the technical knowledge and practical experience on design, construction and installation of Equipment of a 115 kV or above complete conventional or GIS substation. Bidder shall also demonstrate his capacity to perform Work.

Further to b.2) mentioned above, having a record of experience within the last ten (10) years on the technical knowledge and practical experience on design, construction and installation of Equipment of a 220 kV or above complete conventional or GIS substation. Bidder shall also demonstrate his capacity to perform Work.

Experience record of the Bidder or either member of the joint venture /consortium, including experience record derived from being a member of other joint venture or consortium in previous project(s) is acceptable, provided that there is a letter from the project owner certifying that the

Works as described in c. above were performed by the Bidder or either member of the joint venture/ consortium of this project. It is not allowed to combine the experience records of each member of the joint venture/consortium in order to meet the experience requirements.

With respect to item b. and c. above, reference records of either the parent or affiliated companies of the Bidder or of either member of joint venture or consortium shall not be acceptable. If the Bidder has previously formed as the joint venture/consortium with other company and the experience record(s) of the joint venture/consortium meet(s) the requirement set forth herein, such experience record(s) of the joint venture/consortium is(are) also acceptable as the experience record(s) of the Bidder.

d. The Bidder shall propose Equipment manufactured by the qualified manufacturers who shall fulfill the following requirements :

1. Regularly manufacturing of Equipment of the type and similar ratings proposed.
2. Being well-established and maintaining a permanent place of business.
3. The manufacturer shall have the experience records that meet the requirements set forth herein.

Reference records of either parent or affiliated companies shall not be considered as the records of such manufacturer.

4. If the Manufacturer is a new company formed by acquisition of or merger with other companies or business units, and any of such previous companies or business units has the experience records that meet the requirements set forth herein, such experience records are acceptable as the experience records of the new company, provided that each item of the equipment to be supplied under this bid shall be manufactured from the same source of supply as indicated in each of such relevant supply records as described in Item I.d.5 thru I.d.8 below. Otherwise, it shall not be acceptable and shall be sufficient grounds for rejection.

For the avoidance of doubt, it is not allowed to combine the experience records of the previous companies or business units in order to meet the experience requirements.

5. For 230/115 kV Ratings of Gas-Insulated Switchgear (GIS). These Equipment shall be manufactured by the qualified manufacturers who shall fulfill the following requirements :

5.1 Having one of the following qualifications:

- 5.1.1 Proposing the Equipment of the type and ratings which has already been accepted by EGAT.

OR

5.1.2 For 230 kV Gas-Insulated Switchgear (GIS):

Having a supply record of Equipment of the type proposed (type of enclosure, interrupter of circuit breaker, rated filling gas pressure) at the nominal system voltage of 220 kV or above, 3000 A or above, 50 kA or above, with successful operation/use of at least three (3) consecutive years in overseas country (not his own country) and at least three (3) substations of which total GIS bays shall not be less than twelve (12).

However, the Equipment of the type and short circuit current ratings proposed shall have a supply record of successful operation/use of at least three (3) consecutive years in overseas country (not his own country) and at least one (1) substation of which total GIS bays shall not be less than four (4).

In case that the supply record of Equipment of the type and ratings proposed fulfills the requirement, the manufacturer may propose a newly developed or modified type of such Equipment with successful operation/use of at least three (3) substations of which total GIS bays shall not be less than twelve (12) and having minimum one (1) year in overseas country (not his own country). The detailed information of the development or modification shall be submitted with his proposal. EGAT, however, reserves the right and will make its own judgment whether or not to consider or accept the proposed developed or modified type.

For 115 kV Gas-Insulated Switchgear (GIS):

Having a supply record of Equipment of the type proposed (type of enclosure, interrupter of circuit breaker, rated filling gas pressure) at the nominal system voltage of 110 kV or above, 2000 A or above, 40 kA or above, with successful operation/use of at least three (3) consecutive years in overseas country (not his own country) and at least three (3) substations of which total GIS bays shall not be less than twelve (12).

However, the Equipment of the type and short circuit current ratings proposed shall have a supply record of successful operation/use of at least three (3) consecutive years in overseas country (not his own country) and at least one (1) substation of which total GIS bays shall not be less than four (4).

In case that the supply record of Equipment of the type and ratings proposed fulfills the requirement, the manufacturer may propose a newly developed or modified type of such Equipment with successful

operation/use of at least three (3) substations of which total GIS bays shall not be less than twelve (12) and having minimum one (1) year in overseas country (not his own country). The detailed information of the development or modification shall be submitted with his proposal. EGAT, however, reserves the right and will make its own judgment whether or not to consider or accept the proposed developed or modified type.

- 5.2 Having a past design test record of the Equipment as proposed, if specified in EGAT's specification. Such past design test record shall conform to the test specified in EGAT's specification.

6. For 230/115 kV Ratings of Power Circuit Breaker **and 115 kV Compact Switchgear** shall be manufactured by the qualified manufacturers who shall fulfill the following requirements :

- 6.1 Having one of the following qualifications:

- 6.1.1 Proposing the Equipment of the type and ratings which has already been accepted by EGAT.

OR

- 6.1.2 For 230 kV Power Circuit Breaker:

Having a supply record of Equipment of the type proposed at nominal system voltage of 220 kV or above, 3000 A or above, 50 kA or above, with successful operation/use of at least three (3) consecutive years in an overseas country (not his own country) and at least three (3) three phase sets.

However, the Equipment of the type and short circuit current ratings proposed shall have a supply record of successful operation/use of at least three (3) consecutive years in overseas country (not his own country) and at least one (1) three phase set.

In case that the supply record of Equipment of the type and ratings proposed fulfilled the requirement, the manufacturer may propose a newly developed or modified type of such Equipment with successful operation/use of at least one (1) year in overseas country (not his own country) and at least three (3) three phase sets. The detailed information of the development or modification shall be submitted with his proposal. EGAT, however, reserves the right and will make its own judgment whether or not to consider or accept the proposed developed or modified type.

For 115 kV Power Circuit Breaker *and Compact Switchgear*:

Having a supply record of Equipment of the type proposed at nominal system voltage of 110 kV or above, 2000 A or above, 40 kA or above, with successful operation/use of at least three (3) consecutive years in an overseas country (not his own country) and at least three (3) three phase sets.

However, the Equipment of the type and short circuit current ratings proposed shall have a supply record of successful operation/use of at least three (3) consecutive years in overseas country (not his own country) and at least one (1) three phase set.

In case that the supply record of Equipment of the type and ratings proposed fulfilled the requirement, the manufacturer may propose a newly developed or modified type of such Equipment with successful operation/use for at least one (1) year in overseas country (not his own country) and at least three (3) three phase sets. The detailed information of the development or modification shall be submitted with his proposal. EGAT, however, reserves the right and will make its own judgment whether or not to consider or accept the proposed developed or modified type.

- 6.2 Having a past design test record of the Equipment as proposed, if specified in EGAT's specification. Such past design test record shall conform to the test specified in EGAT's specification.

- 7. For 230/115 kV Ratings of following Equipment: Instrument Transformer, Surge Arrester and Disconnecting Switch. These Equipment shall be manufactured by the qualified manufacturers who shall fulfill the following requirements :

- 7.1 Having one of the following qualifications:

- 7.1.1 Proposing the Equipment of the type and ratings which has already been accepted by EGAT.

OR

- 7.1.2 Having a supply record of Equipment of the type and ratings proposed with successful operation/use of at least three (3) three-phase sets and having minimum three (3) consecutive years in an overseas country (not his own country).

In case that the supply record of Equipment of the type and ratings proposed fulfills the requirement, the manufacturer

may propose a newly developed or modified type of such Equipment with successful operation/use of at least three (3) three-phase sets and having minimum one (1) year in overseas country (not his own country). The detailed information of the development or modification shall be submitted with his proposal. EGAT, however, reserves the right and will make its own judgment whether or not to consider or accept the proposed developed or modified type.

Supply records of the higher rating Equipment shall not be considered if the Bidder does not propose such higher rating Equipment in his bid.

7.2 Having a past design test record of the Equipment as proposed, if specified in EGAT's specification. Such past design test record shall conform to the test specified in EGAT's specification.

8. For 230 kV Control and Protection System and below, having the following qualifications:

8.1 Being local manufacturer.

8.2 Having one of the following qualifications :

8.2.1 Having at least three (3) consecutive years' supply record of successful operation/use in 220 kV or above Transmission System of at least three (3) units of each type of Protective Relay Panels of which the characteristics are similar to the ones specified herein to EGAT or other Electricity Authorities of Thailand

OR

8.2.2 Having a letter of acceptance for manufacturing and/or fabrication of the specific Equipment issued by EGAT within the scope specified therein.

II. All Bidders should preferably meet the following technical requirements; failure to so comply may constitute sufficient ground for rejection.

- a. The Bidder shall have sufficient capacity to carry out the work.
- b. The Bidder shall have no just or proper claims pending against him with respect to breach in the performance of Contract on other similar works awarded by EGAT. In case the Bidder is a joint venture/consortium, either member of the joint venture/consortium shall have no just or proper claims pending against him with respect to breach in the performance of Contract on other similar works awarded by EGAT.
- c. The Bidder himself or his subcontractors, at the time of submitting this proposal, shall not carry excessive work nor be in a default position with respect to work with EGAT. Unsatisfactory past performance on Contract awarded by EGAT may be a sufficient reason of being disqualified.

d. The Bidder shall propose Equipment from manufacturers who fulfill the requirements below. If there is any deficiency, EGAT reserves the right to require the Bidder to propose new manufacturer or new type/model of Equipment without any additional cost to EGAT.

1. Regularly manufacturing of Equipment of the type and similar ratings proposed.
2. Being well-established and maintaining a permanent place of business
3. The manufacturer shall have the experience records that meet the requirements set forth herein.

Reference records of either parent or affiliated companies shall not be considered as the records of such manufacturer.

4. If the Manufacturer is a new company formed by acquisition of or merger with other companies or business units, and any of such previous companies or business units has the experience records that meet the requirements set forth herein, such experience records are acceptable as the experience records of the new company, provided that each item of the equipment to be supplied under this bid shall be manufactured from the same source of supply as indicated in each of such relevant supply records as described in Item II.d.5 thru II.d.13 below.

For the avoidance of doubt, it is not allowed to combine the experience records of the previous companies or business units in order to meet the experience requirements.

5. For 33, 22 and 11 kV ratings of following Equipment : Metal-Clad SF₆ Gas Insulated Switchgear, Power Circuit Breaker, Instrument Transformer, Disconnecting Switch and Surge Arrester

Having one of the following qualifications :

- 5.1 Proposing the Equipment of the type and ratings which has already been accepted by EGAT.

OR

- 5.2 Having a supply record of Equipment of the type and ratings proposed with successful operation/use of at least three (3) consecutive years in an overseas country (not his own country) and at least three (3) three phase sets. The ratings and features of Equipment shall be the same or similar rating as EGAT specifies.

In case that the supply record of Equipment of the type and ratings proposed fulfilled the requirement, the manufacturer may propose a newly developed or modified type of such Equipment with successful operation/use of at least one (1) year in overseas country (not his own country) and at least three (3) three phase sets. The detailed information of the development or modification shall be submitted with his proposal. EGAT, however, reserves

the right and will make its own judgment whether or not to consider or accept the proposed developed or modified type.

Supply records of the higher rating Equipment shall not be considered if the Bidder does not propose such higher rating Equipment in his bid.

6. For Distribution Transformer, Power Fuse, AC&DC Distribution Board and Lighting Relay Panel (LRP), Load Center Unit Substation (LCUS), Junction Box, Battery Charger, Substation Steel Structure, 33 kV and below Cable Terminations, 115 kV and below XLPE Power Cable, Power Cable, Control Cable and Switchboard Wire, Lighting Cable, Copper Ground Wire, Overhead Ground Wire, Aluminum Conductor, Optical Fiber Cable, Switchyard Lighting Fixtures, Aluminum Tube, Compression Connector and Miscellaneous Hardware, Bus Fittings, Ground Rod, Thermite Welding Material, Grounding Hardware, Conduit and Conduit Fittings

- 6.1 Being local manufacturer for the following Equipment :

Distribution Transformer, AC&DC Distribution Board and Lighting Relay Panel (LRP), Load Center Unit Substation (LCUS), Junction Box, Battery Charger, Substation Steel Structure, 115 kV and below XLPE Power Cable, Power Cable, Control Cable and Switchboard Wire, Lighting Cable, Copper Ground Wire, Overhead Ground Wire, Aluminum Conductor, Single mode optical fiber cable, Switchyard Lighting Fixtures, Aluminum Tube, Compression Connector and Miscellaneous Hardware, Thermite Welding Material and Conduit.

- 6.2 Having been granted a licence for producing standard product by Thai Industrial Standard Institute (TISI), Ministry of Industry for the following Equipment:

60 kV through 115 kV XLPE Power Cable, Lighting cable and Aluminum conductor.

- 6.3 Having one of the following qualifications :

- 6.3.1 Having supply record of Equipment of the type and similar ratings proposed with successful operation/use for at least one (1) year.

OR

- 6.3.2 Having a letter of acceptance for manufacturing and/or fabrication of the specific Equipment issued by EGAT within the scope specified therein (For the local manufacturer).

7. For Insulator

Having one of the following qualifications :

- 7.1 Having supply record with successful operation/use for at least three (3) consecutive years in overseas country (not his own country) and for following equipment :

7.1.1 Suspension Insulator, at least 10,000 units having the similar ANSI class as proposed.

7.1.2 Station Post Insulator, having the similar ANSI technical reference number as proposed.

OR

- 7.2 Having a letter of acceptance for manufacturing and/or fabrication of the specific Equipment issued by EGAT within the scope specified therein (For the local manufacturer).

8. For Stationary Battery

Having one of the following qualifications :

- 8.1 Having supply record of Equipment of the type and similar ratings proposed with successful operation/use in substations/switchyards of at least three (3) consecutive years and at least three (3) sets.

In case that the supply record of Equipment of the type and similar ratings proposed fulfilled the requirements, the manufacturer may propose a newly developed or modified type of such Equipment with successful operation/use of at least one (1) year. The detailed information of the development or modification shall be submitted with his proposal. EGAT, however, reserves the right and will make its own judgement whether or not to consider or accept the proposed developed or modified type.

OR

- 8.2 Having a letter of acceptance for manufacturing and/or fabrication of the specific Equipment issued by EGAT within the scope specified therein (For the local manufacturer).

9. For above 33kV through 230 kV Outdoor Type Cable Termination and Cable Termination for GIS.

Having one of the following qualifications :

- 9.1 Proposing the Equipment of the type and ratings which have ever been accepted by EGAT.

OR

- 9.2 Having a supply record of Equipment of the type and ratings proposed with successful operation/use for at least three (3) consecutive years in an overseas country (not his own country) and at least five (5) three phase sets. The ratings and features of Equipment shall be the same or similar rating as EGAT specifies.

In case that the supply record of Equipment of the type and ratings proposed fulfilled the requirement, the manufacturer may propose a newly developed or modified type of such Equipment with successful operation/use for at least one (1) year in overseas country (not his own country) and at least five (5) three phase sets. The detailed information of the development or modification shall be submitted with his proposal. EGAT, however, reserves the right and will make its own judgment whether or not to consider or accept the proposed developed or modified type.

Supply records of the higher rating Equipment shall not be accepted if the Bidder does not propose such higher rating Equipment in his bid.

10. For 230 kV XLPE Power Cable

Having one of the following qualifications :

- 10.1 Having a supply record of Equipment of the type and similar ratings proposed with successful operation/use for at least three (3) consecutive years in an overseas country (not his own country).

OR

- 10.2 Having a letter of acceptance for manufacturing and/or fabrication of the specific Equipment issued by EGAT within the scope specified therein (For the local manufacturer).

11. Proposing the protective relay from the manufacturers as listed in EGAT's Specifications and shall be in compliance with the details specified in EGAT's Specifications. Type/Model of the main protective relays proposed shall be as specified in EGAT ACCEPTED MAIN RELAY LIST NO.1 and NO.2 attached at the end of Section A. Invitation to Bid.

12. For Fault Recording System.

12.1 Having one of the following qualifications :

- 12.1.1 The cabinet and all equipment is completely wired by the manufacturer before shipping to Thailand.

OR

- 12.1.2 The cabinet and the equipment are wired in Thailand by the manufacturer that has obtained special permission from EGAT for manufacturing and/or fabrication of the Control and Protection System within the scope specified in the Letter of Permission which is issued by EGAT (for the local manufacturer). The design and engineering shall be performed by the FRS's manufacturer. The assembly, factory test and commissioning shall be in accordance with the FRS's manufacturer standard and performed under the manufacturer's supervisor.
- 12.2 The Fault Recording System (FRS) proposed shall be in compliance with the details specified in EGAT's Specifications. Manufacturer/type/model of FRS proposed shall be as specified in EGAT ACCEPTED FAULT RECORDING SYSTEM LIST attached at the end of Section A. Invitation to Bid
13. Being local manufacturer for steel supporting structure of Instrument Transformer, Surge Arrester and Disconnecting Switch.
14. For Closed-circuit television (CCTV) system and equipment
- 14.1 Proposed camera and Network Video Recorder (NVR) manufacturer shall have a representative or a branch office of manufacturer in Thailand for at least ten (10) years.
- 14.2 Proposed brand of IP cameras shall have a supply record of IP cameras for at least five hundred (500) IP cameras per contract with successful operation/use for at least three (3) years in Thailand.
- 14.3 The bidder or subcontractor shall have one of the following qualifications:
- 14.3.1 Having experiences in installation and cabling of outdoor-type IP cameras for at least fifty (50) cameras per contract with successful operation/use for at least three (3) years in Thailand.
- OR
- 14.3.2 Having experiences in optical fiber cabling in substation switchyards for at least five (5) substations per contract with successful operation/use for at least three (3) years in Thailand.
- 14.4 Being local manufacturer for the following Equipment: CCTV Rack cabinet, Monitoring desk, CCTV pole, 12-core ADSS optical fiber cable.

- e. Proposing the manufacturer who has no just or proper claims pending against Equipment of the same type/model to be proposed under this bid.

In case the manufacturer is a new company formed by acquisition or merger with other companies or business units, the pending claim of any of such previous companies or business units shall be considered pending claim of the manufacturer.

- f. Proposing reputable subcontractors, for the portion of the work to be subcontracted, having adequate technical knowledge, ability and capacity to perform such work and having at least three years experience in the performance of similar work and of equal magnitude to the work to be subcontracted. If any proposed subcontractor(s) is (are) not qualified in the opinion of EGAT, the Bidder is required to select other subcontractor(s) at his own cost to the satisfaction of EGAT.

EGAT ACCEPTED MAIN RELAY LIST No.1

Scheme	Accepted Type/Model	Manufacturer	Acceptance for			Notes
			500kV	230kV	115&69kV	
Current Differential	RED670	ABB	YES	YES	YES	
	P543	GE	YES	YES	YES	The manufacturer's name "ALSTOM" is changed to "GE"
	L90	GE	YES	YES	YES	
	SEL-311L	SEL	YES	YES	YES	
	7SD52	Siemens	YES	YES	YES	
	P543	Schneider Electric	YES	YES	YES	
	EF-LD	INGETEA	YES	YES	YES	
	PCS-931	NR Electric	YES	YES	YES	
Distance Protection	REL670	ABB	YES	YES	YES	
	P443	GE	YES	YES	YES	The manufacturer's name "ALSTOM" is changed to "GE"
	D30	GE		YES	YES	
						Only for three pole tripping and line protection that no need carrier scheme.
	D60	GE		YES	YES	
	ALPSDA1	GE	YES	YES	YES	
	SEL-311C	SEL			YES	Only for three pole tripping and line protection that no need carrier scheme.
	SEL-421	SEL	YES	YES	YES	For 21P, 85, 67N. The relay with auto-reclosing function can not be accepted.
	7SA522	Siemens	YES	YES	YES	
	7SA6 series	Siemens	YES	YES	YES	
	GRZ200	Toshiba		YES	YES	
	ZLV	ZIV		YES	YES	
	P443	Schneider Electric	YES	YES	YES	
	EF-ZT	INGETEA	YES	YES	YES	
	PCS-902	NR Electric	YES	YES	YES	
Transformer Differential	RET670	ABB	YES	YES	YES	
	RET650	ABB	YES	YES	YES	3-restraints.
	P64x	GE	YES	YES	YES	The manufacturer's name "ALSTOM" is changed to "GE"

EGAT ACCEPTED MAIN RELAY LIST No.1

Scheme	Accepted Type/Model	Manufacturer	Acceptance for			Notes
			500kV	230kV	115&69kV	
Transformer Differential	T35	GE		YES	YES	
	T60	GE		YES	YES	
	Duobias	Siemens		YES	YES	The manufacturer's name "Reyrolle" is changed to "Siemens"
	SEL-387	SEL		YES	YES	4-restraints.
	SEL-487E	SEL	YES	YES	YES	
	SEL-587	SEL			YES	2-restraints.
	SEL-787	SEL			YES	2-restraints.
	7UT6	Siemens	YES	YES	YES	5-restraints.
	GRT200	Toshiba	YES	YES	YES	
	IDV	ZIV	YES	YES	YES	
	P645	Schneider Electric	YES	YES	YES	
	EF-TD	INGETEM	YES	YES	YES	3-restraints.
	PCS-978	NR Electric	YES	YES	YES	
Busbar Protection High Impedance	REB650	ABB	YES	YES	YES	
	SEL-587Z	SEL	YES	YES	YES	
	GRB150	Toshiba	YES	YES	YES	
Busbar Protection Low Impedance	REB670	ABB	YES	YES	YES	
	REB500	ABB	YES	YES	YES	
	P746	GE	YES	YES	YES	The manufacturer's name "ALSTOM" is changed to "GE"
	P740	GE	YES	YES	YES	The manufacturer's name "ALSTOM" is changed to "GE"
	B90	GE	YES	YES	YES	
	B30	GE	YES	YES	YES	Only use in case that the bus arrangement is Breaker-and-a half, Double-bus-Double-Breaker or Main-and-Transfer.
	P747	GE	YES	YES	YES	
	SEL-487B	SEL	YES	YES	YES	
	7SS52	Siemens	YES	YES	YES	

EGAT ACCEPTED MAIN RELAY LIST No.1

Scheme	Accepted Type/Model	Manufacturer	Acceptance for			Notes
			500kV	230kV	115&69kV	
Busbar Protection Low Impedance	7SS60	Siemens	YES	YES	YES	Only use in case that the bus arrangement is Breaker-and-a-half, Double-bus-Double-Breaker or Main-and-Transfer.
	7SS85	Siemens	YES	YES	YES	
	GRB100	Toshiba	YES	YES	YES	
	P746	Schneider Electric	YES	YES	YES	
	P740	Schneider Electric	YES	YES	YES	
Breaker Failure Protection	REQ650	ABB			YES	
	P141	GE	YES	YES	YES	3-phase Breaker failure function only. The manufacturer's name "ALSTOM" is changed to "GE"
	P14Nx	GE	YES	YES	YES	The manufacturer's name "ALSTOM" is changed to "GE"
	C60	GE		YES	YES	
	F60	GE		YES	YES	
	SEL-501	SEL	YES	YES	YES	3-phase Breaker failure function only.
	P821	Schneider Electric		YES	YES	Only firmware version 1.F is accepted.
	7VK6 series	Siemens	YES	YES	YES	The function and the operating time for each system shall be conform to Specification nos. 1005 and 1002.
	GRD200	Toshiba	YES	YES	YES	
	EF-ZT	INGETEA	YES	YES	YES	
	PCS-9611	NR Electric	YES	YES	YES	3-phase Breaker failure function only.

Note

- The procedures for being listed in EGAT ACCEPTED MAIN RELAY LIST can be requested from Transmission System Engineering Division.
- If any type of relay in the list is planned not to be manufactured, the manufacturer or the representative is responsible for informing EGAT at least 1 year before it is obsolete.
- The relays shall be configured to comply with all EGAT's needed functions.

EGAT ACCEPTED MAIN RELAY LIST No.2

Scheme	Accepted Type/Model	Manufacturer	Acceptance for				Notes
			500kV	230kV	69&115kV	22&33kV	
Directional Overcurrent Relay	REQ650	ABB	YES	YES	YES	YES	
	P14Dx	GE	YES	YES	YES	YES	The manufacturer's name "ALSTOM" is changed to "GE"
	P841	GE	YES	YES	YES	YES	The manufacturer's name "ALSTOM" is changed to "GE"
	SEL-351A	SEL	YES	YES	YES	YES	
	SEL-451	SEL	YES	YES	YES	YES	
	SEL-751	SEL	YES	YES	YES	YES	
	GRE140	Toshiba	YES	YES	YES	YES	
	GRD200	Toshiba	YES	YES	YES	YES	
	7SJ62	Siemens	YES	YES	YES	YES	
	7SJ85	Siemens	YES	YES	YES	YES	
	IRV	ZIV		YES	YES	YES	
	EF-MD	INGETEA	YES	YES	YES	YES	
	PCS-9611	NR Electric				YES	None of line fault locator. Only use with feeder.
Overcurrent Relay	REQ650	ABB	YES	YES	YES	YES	
	P141	GE	YES	YES	YES	YES	The manufacturer's name "ALSTOM" is changed to "GE"
	P14Dx	GE	YES	YES	YES	YES	The manufacturer's name "ALSTOM" is changed to "GE"
	P14Nx	GE	YES	YES	YES	YES	The manufacturer's name "ALSTOM" is changed to "GE"
	P841	GE	YES	YES	YES	YES	The manufacturer's name "ALSTOM" is changed to "GE"
	F60	GE	YES	YES	YES	YES	
	F650	GE	YES	YES	YES	YES	
	SR350	GE	YES	YES	YES	YES	
	P120	Schneider Electric	YES	YES	YES	YES	

EGAT ACCEPTED MAIN RELAY LIST No.2

Scheme	Accepted Type/Model	Manufacturer	Acceptance for				Notes
			500kV	230kV	69&115kV	22&33kV	
Overcurrent Relay	P122	Schneider Electric	YES	YES	YES	YES	
	SEL-351A	SEL	YES	YES	YES	YES	
	SEL-451	SEL	YES	YES	YES	YES	
	SEL-551	SEL	YES	YES	YES	YES	
	SEL-751	SEL	YES	YES	YES	YES	
	SEL-751A	SEL	YES	YES	YES	YES	
	7SJ61	Siemens	YES	YES	YES	YES	
	7SJ62	Siemens	YES	YES	YES	YES	
	7SJ85	Siemens	YES	YES	YES	YES	
	GRE140	Toshiba	YES	YES	YES	YES	
	GRD200	Toshiba	YES	YES	YES	YES	
	IRV	ZIV		YES	YES	YES	
	EF-MD	INGETEA	YES	YES	YES	YES	
	PCS-9611	NR Electric	YES	YES	YES	YES	
							3 pole trip only
Synchronism Check Relay	REQ650	ABB	YES	YES	YES		
	SPAU140C	ABB	YES	YES	YES		
	P841	GE	YES	YES	YES		The manufacturer's name "ALSTOM" is changed to "GE"
	F60	GE	YES	YES	YES		
	F650	GE	YES	YES	YES		
	SEL-279H	SEL	YES	YES	YES		
	SEL-351A	SEL	YES	YES	YES		
	SEL-451	SEL	YES	YES	YES		
	SEL-751	SEL	YES	YES	YES		
	SEL-751A	SEL	YES	YES	YES		
	7VK61	Siemens	YES	YES	YES		
	7SJ85	Siemens	YES	YES	YES		
	GRD200	Toshiba	YES	YES	YES		

EGAT ACCEPTED MAIN RELAY LIST No.2

Scheme	Accepted Type/Model	Manufacturer	Acceptance for				Notes
			500kV	230kV	69&115kV	22&33kV	
Synchronism Check Relay	EF-MD	INGETEA	YES	YES	YES		
	PCS-9611	NR Electric	YES	YES	YES		
Auto Reclosing Relay	REQ650	ABB	YES	YES	YES		
	P841	GE	YES	YES	YES		The manufacturer's name "ALSTOM" is changed to "GE"
	F60	GE		YES	YES		3 pole reclose only
	F650	GE		YES	YES		3 pole reclose only
	DRS	GE		YES	YES		3 pole reclose only
	SEL-279H	SEL		YES	YES		3 pole reclose only
	SEL-351A	SEL		YES	YES		3 pole reclose only
	SEL-451	SEL		YES	YES		3 pole reclose only
	SEL-751	SEL		YES	YES		3 pole reclose only
	7VK512	Siemens	YES	YES	YES		
	7VK61	Siemens	YES	YES	YES		
	GRD200	Toshiba	YES	YES	YES		
	EF-ZT	INGETEA	YES	YES	YES		
	PCS-9611	NR Electric		YES	YES		3 pole reclose only
Overfluxing Relay	EF-TD	INGETEA	YES	YES	YES		
Frequency Relay	P94Vx	GE	YES	YES	YES	YES	The manufacturer's name "ALSTOM" is changed to "GE"
	MIV	GE		YES	YES	YES	
	SEL-351A	SEL	YES	YES	YES	YES	
	SEL-451	SEL	YES	YES	YES	YES	
	SEL-751	SEL	YES	YES	YES	YES	
	SEL-751A	SEL	YES	YES	YES	YES	
	7SJ85	Siemens	YES	YES	YES	YES	
	EF-MD	INGETEA	YES	YES	YES	YES	
	PCS-9611	NR Electric	YES	YES	YES	YES	

EGAT ACCEPTED MAIN RELAY LIST No.2

Scheme	Accepted Type/Model	Manufacturer	Acceptance for				Notes
			500kV	230kV	69&115kV	22&33kV	
Under/Overvoltage Relay	MIV	GE		YES	YES	YES	
	P94V	GE	YES	YES	YES	YES	None of VT input (open delta connection) for 59N.
	SEL-351A	SEL	YES	YES	YES	YES	
	SEL-751	SEL	YES	YES	YES	YES	
	SEL-751A	SEL	YES	YES	YES	YES	
	7SJ62	Siemens	YES	YES	YES	YES	
	7SJ85	Siemens	YES	YES	YES	YES	
	GRD200	Toshiba	YES	YES	YES	YES	
	IRV	ZIV	YES	YES	YES	YES	
	EF-MD	INGETEA	YES	YES	YES	YES	
	PCS-9611	NR Electric		YES	YES	YES	C-Bank protection only

Note

- The procedures for being listed in EGAT ACCEPTED MAIN RELAY LIST can be requested from Transmission System Engineering Division.
- If any type of relay in the list is planned not to be manufactured, the manufacturer or the representative is responsible for informing EGAT at least 1 year before
- The relays shall be configured to comply with all EGAT's needed functions.

EGAT ACCEPTED FAULT RECORDING SYSTEM LIST

Accepted Type/Model	Manufacturer
IDM+	QUALITROL
M871	GE
7KE85	SIEMENS
TESLA 4000	ERL Phase
TR2100	Rochester (RIS)

Note

- The procedures for being listed in EGAT ACCEPTED FAULT RECORDING SYSTEM LIST can be obtained from Transmission System Engineering Division.
- If any type of FRS in the list is planned not to be manufactured, the manufacturer or the representative is responsible for informing EGAT at least 1 year before it is obsolete.

Handwritten signature

EGAT ACCEPTED MANUFACTURER LIST FOR PROTECTIVE RELAY

Description	Manufacturer / Country
Protective Relay	ABB / Sweden, Switzerland, USA
	GE / USA, Canada, Spain, UK
	SEL / USA
	Siemens / Germany
	Reyrolle / UK
	Toshiba / Japan, Vietnam
	Schneider Electric / France, UK
	ZIV / Spain
	INGETEAM / Spain
	NR Electric / China
	Mitsubishi / Japan



EGAT ACCEPTED MANUFACTURER LIST FOR FAULT RECORDING SYSTEM

Description	Manufacturer / Country
Fault Recording System	Qualitrol / UK
	Siemens / Germany
	Rochester / USA
	GE / USA
	ERL Phase / Canada

๕-๕

SCOPE OF WORK

H-1. General

<u>No.</u>	<u>Substation</u>	<u>Page</u>
1.	230/115 KV NAKHON PHANOM SUBSTATION	
	- GENERAL	H1-1
	- ELECTRICAL PART	H1A-1
	- CONTROL AND PROTECTION PART	H1B-1
	- COMMUNICATION PART	H1C-1
	- CIVIL AND ARCHITECTURAL PART	H1D-1

1. 230/115 KV NAKHON PHANOM SUBSTATION

GENERAL

The existing 230/115 kV Nakhon Phanom Substation is located on Nittayo Road, Nong Yat Sub-district, Mueang Nakhon Phanom District, Nakhon Phanom Province, Thailand.

The renovation of the Nakhon Phanom Substation project is to modify the existing 230 kV conventional substation from ring bus scheme to double-bus-double-breaker bus scheme and modify the existing 115 kV conventional substation from main-and-transfer bus scheme to double-bus-double-breaker bus scheme.

The Contractor shall furnish a complete supply of equipment, materials and installation work etc., which is necessary to complete construction substation on a supply and construction basis, in accordance with the Contract Documents.

The Scope of work comprises three schedules as follows:

Schedule 1 : 230 kV Nakhon Phanom Substation Job No.TS12-16-S106

The existing 230 kV Nakhon Phanom Substation shall be improved and modified from ring bus scheme to double-bus-double-breaker bus. The modified 230 kV Nakhon Phanom Substation shall consist of five (5) feeders as follows:

- Two (2) feeders for 230 kV line No.1 and No.2 to Nakhon Phanom 2
- Three (3) feeders for 230/115 kV Auto Transformer 200 MVA (KT2A, KT3A and KT4A)

Schedule 2: 115 kV Nakhon Phanom Substation Job No.TS12-16-S106

The existing 115 kV Nakhon Phanom Substation shall be improved and modified from main-and-transfer bus scheme to double-bus-double-breaker bus scheme. The modified 115 kV Nakhon Phanom Substation shall consist of ten (10) feeders as follows:

- Two (2) feeders for 115 kV line No.1 and No.2 to Thakhek
- Two (2) feeders for 115 kV line No.1 and No.2 to That Phanom
- One (1) feeder for 115 kV line No.1 to Sakon Nakhon 2
- Three (3) feeders for 230/115 kV Auto Transformer 200 MVA (KT2A, KT3A and KT4A)
- One (1) feeder for 115-22 kV Power Transformer 50 MVA (KT1A)
- One (1) feeder for 115 kV line No.2 to Sakon Nakhon (Future)

Schedule 3: 115 kV Nakhon Phanom Substation Job No.TS12-12-S19

Expand the modified 115 kV Nakhon Phanom Substation for one (1) additional feeder for 115 kV line to PEA.

The Contractor shall supply equipment, perform construction and installation work necessary for completion of operation substation in accordance with the Contract Documents. The design work shall include, but not limited to, technical calculation, preparation of drawings, bill of materials for installation and construction work. For accomplishment of complete operational substation, Scope of Contractor's work shall include connection to all public utilities i.e. electrical power, water and drainage. Testing and commissioning of all equipment required to make the substation function properly.

Besides, all detailed engineering design work, calculations, drawing preparation, submission of backup data, test reports instruction books (and) , etc. shall be included.

- 1) As stated elsewhere in these bidding documents, the drawings included in the bidding documents except drawing mark "For Construction" are for bidding purposes only and shall not be used for execution of the work.
- 2) The submitted drawings which are incomplete/unacceptable, or are the bidding document copies with minor modifications shall be returned unmarked to the Contractor.
- 3) The drawings shall be furnished which provide all details required for thoroughly described equipment as well as installation methods and requirements. However, EGAT retains the right to request additional details if those furnished are perceived inadequate.
- 4) Calculations, backup data and documentation are required for all parts of the design. The furnished data shall verify completely that design is adequate for application purpose.

ELECTRICAL PART

Work included in this Contract.

1. 230/115 kV Conventional Substation

- 1.1 Design, supply and installation of equipment required for a complete 230/115 kV Conventional Substation.
- 1.2 Design, supply and installation of equipment required for a complete 22 kV power supply system, including raceways.
- 1.3 Design, supply and installation of miscellaneous hardware for the connection equipment required for a complete 230/115 kV substation and 22 kV system.
- 1.4 Design, supply and installation of miscellaneous hardware for the existing 230/115 kV main bus required for the same height as the extended main bus.
- 1.5 Design, supply and installation of 22 kV XLPE cable system which comprises at least the following:
 - 1.5.1 The design and calculation of the 22 kV cable system shall conform to IEC or IEEE standards.
 - 1.5.2 The 22 kV XLPE cable shall be single-core with copper conductor.
 - 1.5.3 Design, supply and installation of the 22 kV XLPE cables in a 22 kV system complete from one end at 22 kV bus to the station service transformers KW3A and KW4A, including trench, cable ties, cable terminations, cable supporting structures, miscellaneous hardware, link box, SVL(if applicable) and all related equipment. The covers of 22 kV XLPE cable trench shall be concrete.
 - 1.5.4 The Contractor shall design the 22 kV cable system such that one (1) 1/C-35 Sq.mm. XLPE cable shall be able to carry the continuous current no less than 50A given that the ambient temperature is no less than 45 °C and the effect of solar heat shall be considered. The other parameters used in the design shall be practical, reasonable, operational and conform to IEC or IEEE standards. The calculated continuous current rating shall be shown in the single-line diagram. The calculation shall be submitted to EGAT for Approval.
 - 1.5.5 The Contractor shall design and select the type of metallic screen bonding. The induced voltage measured in every point of the metallic screen of 22 kV XLPE cables shall be less than 60 V or shall conform to the IEC or IEEE standards' calculation.
 - 1.5.6 Installation of 22 kV XLPE power cables shall be trefoil formation by using cable tie that conform to accepted international standards. The cable tie shall be designed to hold the cable together.

1.5.7 The abnormal condition which occurs from the design and installation of 22 kV XLPE cable system, for example ferroresonance, etc., shall be responsible by the Contractor.

1.6 The sag and tension of phase wires and overhead ground wires shall be calculated and designed according to internationally-accepted standards by the contractor and the said calculation shall be submitted to EGAT for approval.

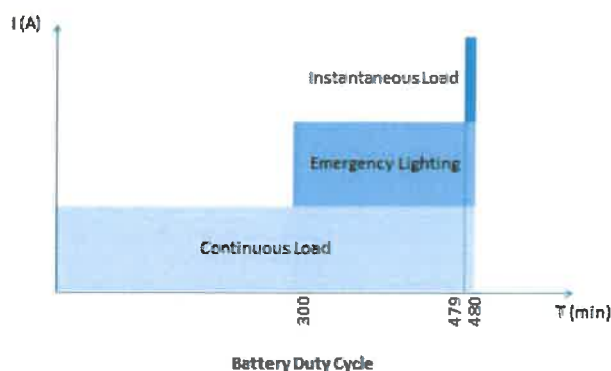
2. Station service system

2.1 Design, supply and installation of the station service system complete with integral accessories to provide the complete system operation. The station service system shall mainly consist of as follows:

- 250 kVA, 22,000-400/230 V distribution transformer (KW3A)
- 250 kVA, 22,000-400/230 V distribution transformer (KW4A)
- Load Center Unit Substation (LCUS)
- 22 kV drop-out fuses
- 600 V, 400 A safety switches
- 22 kV equipment, AC&DC distribution boards, stationary batteries, battery chargers, power cables and all related equipment for the complete operation.

2.2 Design, supply and installation of equipment required for a complete 400/230 V power supply system.

2.3 Design, supply and installation of the stationary battery, in which the battery is capable of delivering power to the control and protection for tripping all circuit breakers and emergency essential load for at least 8 hours and emergency lighting for at least 3 hours as shown in figure below if normal station service fails. In case of bus faults occurring on the last hour of battery power, the battery shall generate sufficient power for tripping all circuit breakers. The stationary battery shall be designed and calculated in accordance with IEEE or other acceptable international standards. In addition, the size of the stationary battery shall be designed to support the operation of existing and future bay as shown on the attached bidding document drawings. The calculation shall be submitted to EGAT for approval. The capacity of stationary battery is not less than 600 Ah.



- 2.4 Emergency lighting system shall be installed at the Control building and Switchgear building in case of normal station service fails. The said emergency lighting system is activated and capable of generating illumination level of at least 150 lux for at least 3 hours.

3. Grounding system

- 3.1 Design, supply and installation of the grounding system of the following:
- 230/115 kV Conventional Substation
 - 22 kV system
 - Control building and Relay building
- 3.2 The grounding conductor for the substation grounding system shall be of the 4/0 AWG bare copper wire type.
- 3.3 Design, supply and installation of the grounding equipment and miscellaneous hardware for the 230/115 kV Substation and the 22 kV system.
- 3.4 The contractor shall evaluate the price of ground grid for the additional area and the modified existing ground grid based on the specified design for price reference as below:
- 3.4.1 The maximum ground grid conductor spacing (D_0) shall be 5 meters.
- 3.4.2 The number of ground rod shall be 100 pieces.
- 3.5 The ground grid conductors spacing under the building area shall be the same as the Switchyard.
- 3.6 The Contractor shall conduct the soil resistivity measurement. The result shall be submitted to EGAT for approval.
- 3.7 The Contractor shall design a grounding grid based on the measured soil resistivity by hand calculation using the equations in IEEE-80 standard and submitted to EGAT for Approval. The area for calculation shall be the additional area including with the area of the existing substation. The parameters for grounding system calculation shall be used as follows;
- The symmetrical fault current (rms) = 31.5 kA
 - Time duration of fault = 1 sec.
 - The fault current division factor (S_f) = 1 shall be used for determining the RMS symmetrical grid current.
- These parameters shall be used for determine the size of grounding conductor for the substation grounding system. If the ground conductor spacing calculated by hand (D_1) is less than the grounding conductor spacing for reference (D_0), the Contractor shall design a grounding grid by using the software. The certification of software shall be acceptable for commercial use.
- 3.8 The contractor shall connect the grounding grid between the additional area and the existing area.

- 3.9 Modification to the existing grounding system in order that the maximum ground conductor spacing shall be 5 meters. The existing grounding system is shown in DWG. No. NN-S-5-01/01 for information.
- 3.10 The measurement of ground resistance at 230/115 kV substation shall be performed by the Contractor after completion of grounding system installation. Before the measurement, the overhead ground wire shall be disconnected from substation. The method of measurement shall follow the IEEE Std 81-2012, "IEEE Guide for Measuring Earth Resistivity, Ground Impedance and Earth Surface Potentials of a Grounding System" or the latest versions. The result then shall be submitted to EGAT.

4. Lightning protection system

- 4.1 Design, supply and installation of the substation lightning protection system complete with all related equipment. The Contractor shall design the lightning protection system for the protection of all substation equipment which is under the protective zone. To meet EGAT's design criteria for the lightning protection system and to enhance the stability of lightning protection system, the Basic Insulation Level voltage (BIL) of
- 900 kV for 230 kV Substation shall be used for the calculation instead of Critical Flashover voltage (CFO).
 - 550 kV for 115 kV Substation shall be used for the calculation instead of Critical Flashover voltage (CFO).
- For 22 kV Substation, the stroke current of 2 kA shall be used for the calculation.
- 4.2 For the design of lightning protection system for the building, the lightning protection level (LPL) shall be used level 1 for calculation and the overhead ground wire is not permitted. Air terminal rods installed at the roof shall be used instead.
- 4.3 Lightning protection system shall be designed to meet IEC, NEMA and E.I.T. standards or internationally-accepted standards.

5. Facility system

- 5.1 Outdoor facility system
- 5.1.1 Design, supply and installation of a substation lighting system complete with all integral accessories to provide a complete system operation. The lighting system shall mainly consist of equipment lighting, fence lighting, access road lighting, power box (PRB), sign board lighting, one (1) lighting relay panel (LRP), raceways and wiring cables for lighting circuits.
- 5.1.2 The lamps for outdoor facility lighting system shall be LED type with all integral accessories, e.g. lamp holders, fixtures, reflectors, and etc. The Contractor shall provide drawings that show details for installation.
- 5.1.3 Design, supply and installation of circuits for the main entrance gate. Moreover, the control of the entrance gate shall be operated in both manual and remote-control modes which shall be controlled from either the control room or the guardhouse.

5.2 Indoor facility system

- 5.2.1 Design, supply and installation of the facility system which mainly consists of power supply, lighting system, lightning protection system, grounding system, fire alarm and protection system, air conditioning system, ventilation system and telephone & LAN system in the Control Building and Relay Building. All cable wiring systems shall conform to NEC and IEC standards or accepted international standards.
- 5.2.2 The lamps for indoor facility lighting system shall be LED type with all integral accessories, e.g. lamp holders, fixtures, reflectors, and etc. The Contractor shall provide drawings that show details for installation and specify the LED lamp and LED luminaire circuit identified that the LED lamp circuit shall be supplied by 2 - 3 manufacturers.
- 5.2.3 All steel accessories e.g. lip-channel, conduit, conduit fittings, conduit accessories, box and cover shall be hot dip galvanized.
- 5.3 The size of low voltage cable shall be sufficient to keep the voltage drop from load point less than 5% at rated load current.
- 5.4 The voltage drop from safety switch to the AC board and from the AC boards to the load shall not exceed 2% and 3% respectively.

6. Telecommunication system

- 6.1 Design, supply and installation of the telecommunication tower 30 meters height and cable ladder for telecommunication system by modifying the TELECOMMUNICATION TOWER "WSA" TYPE as shown in Dwg. No. UWC-06-WSA-501, 502, 503 & 504. The telecommunication tower shall be constructed and divided into appropriate portions which are painted white and orange alternately with the top and bottom portions being painted orange. The obstruction lighting system shall be controlled by automatic flash box (AFB) that gives 30-60 flashes per minute. The AFB shall be turned on and turned off by a photo-light switch. The lightning protection system for the telecommunication tower shall be calculated and designed by the Contractor and the said calculation shall be submitted to EGAT for approval.

7. Other work

- 7.1 Removal and packing of equipment that shown in Dwg. Nos. NN-S-1 (01/03), NN-S-1 (02/03), NN-S-1 (03/03), NN-S-7 (01/02) and NN-S-7 (02/02) and delivery to EGAT store at Nakhon Phanom 2 substation.
Address:
113, Moo 1, Nakhon Phanom – Tha Uthen Road, Woen Phra Bat Sub-district, Tha Uthen District, Nakhon Phanom Province 48120
(approximately 22 km. from Nakhon Phanom substation)
- 7.2 Modification to 22 kV bus support structure (BS203) for installation of the complete 22 kV underground cable system and disconnecting switches (2216 and 2226).

- 7.3 Modification to Junction box supporting structure (JB003) for the installation of outdoor receptacle box (ORB1 and ORB3).
- 7.4 Supply and installation of miscellaneous hardware required for suspension and station post insulator assembly.
- 7.5 Supply and installation of cable wiring from the marshalling control cubicle (MC002) to the associated equipment (KT1A, KT2A, KT3A and KT4A).
- 7.6 Supply and installation of identification plate required for renaming the switching device.
- 7.7 The contractor shall designed block-out for control building as indicated in drawing number. NN-S-6-01/02 however the actual size and position can be adjusted depending on the site condition.

8. Testing and commissioning

- 8.1 Testing and commissioning of all equipment required to make the substation function properly.

Work not included in this Contract

- 1. The stringing work for the connection between the 230 kV substation take-off structures and the dead-end towers of the transmission lines.
- 2. The stringing work for the connection between the 115 kV substation take-off structures and the dead-end towers of the transmission lines.
- 3. Supply of station posts and suspension insulators.

CONTROL AND PROTECTION PART

Schedules 1&2

Work included in this Contract

1. Design, supply, installation, wiring, test and commissioning of the complete control and protection system which comprises at least the following equipment:
 - Swing-rack type protective relay switchboards
 - Capacitor control and protection panels
 - Transducer panels
 - Interposing relay panels
 - Marshalling panels for the remote terminal unit
 - Marshalling panels for the fault recording system
 - Marshalling panels for the control system
 - Marshalling panels for the teleprotection
 - Fault Recording System
 - 19" Rack type panel (GPS receiver and Ethernet switch panel)
 - OFC interfacing panels
 - Loose equipment as specified in price schedule
 - Outdoor GPS receiver system
 - 400/230 VAC, 125 VDC power panel and distribution boards
 - Cable and accessories as well as connection of cables among all of panels and the associated equipment in order to complete the function of the control and protection system.
2. Design, installation, wiring, test and commissioning of Remote Terminal Units (RTUs) and Master Station Unit which are supplied by EGAT. The configuration which is included in this Contract shall be fulfilled by the Contractor under EGAT's supervision.
3. Installation of the application software, database, control function and display for the Computerized Control System whereas the application software is supplied by EGAT. The installation shall be under EGAT's supervision.
4. The Contractor shall be responsible for providing complete schematic and wiring diagrams of the control and protection system.

Work not included in this Contract

1. Supply of Remote Terminal Units (RTUs), Master Station Unit and application software.

Schedule 3

Work included in this Contract

1. Design, supply, installation, wiring, test and commissioning of the complete control and protection system which comprises at least the following equipment:
 - Swing-rack type protective relay switchboards.
 - EGAT-PEA interfacing panels.
 - Loose equipment as specified in price schedule
 - Related accessory equipment which is required for interfacing between the existing equipment and new equipment.
 - Cable and accessories as well as connection of cables among all the new panels, the existing panels and the associated equipment in order to complete the function of the control and protection system.
2. Design, modification, wiring, test and commissioning of the existing equipment which comprises at least the following equipment in order to incorporate the new equipment:
 - The existing panels such as 400/230 VAC board, 125 VDC board, existing control and protection panels, marshalling panels (e.g. for the remote terminal unit, the fault recording system, teleprotection, control system, etc.), interposing panel, transducer panel and fault recording system.
3. Design of the schematic and wiring diagrams of the additional inputs to the existing Computerized Control System (CCS). The test and commissioning of the completed CCS shall be performed by the Contractor.
4. The existing drawings shall be modified by the Contractor and submitted to EGAT for approval. The final drawings shall be submitted as ACAD files
5. The Contractor shall be responsible for providing complete schematic and wiring diagrams of the control and protection system.

COMMUNICATION PART

Work included in this Contract.

CCTV system

1. Design, supply, and installation of the substation CCTV system which complies with the following qualifications:
 - 1.1 The system can be operated 24 hours a day.
 - 1.2 All cameras in the system shall be IP-camera type.
 - 1.3 At least 2 monitoring locations are required, the guardhouse and the control room.
 - 1.4 Installation space in the control room shall be prepared for rack cabinet(s) and CCTV operation desk(s) positions.
 - 1.5 In case of outdoor installation, all devices shall be weather-proof type which can be operated in all outdoor weather conditions, robust and durable.
 - 1.6 The bidder or a subcontractor shall be authorized by a representative or a branch office of manufacturer in Thailand.
 - 1.7 The bidder or a subcontractor shall be able to supply the spare parts of CCTV equipment in this contract for at least five (5) years starting from the date of EGAT acceptance.
 - 1.8 The calculation and required drawing according to the attached Bidding Document Specification shall be submitted to EGAT for approval.

CIVIL AND ARCHITECTURAL PART

Schedule 1

Work included in this Contract.

1. Design and construction of
 - 1.1 230/115 kV Control Building
 - 1.1.1 Plumbing system for water supply, building drain and vent, storm water drainage including sanitary wares and fittings.
 - 1.1.2 Ventilation and air-condition system.
 - 1.2 Steel structure and foundations for Specified equipment and the others not shown in "For Construction drawings" and / or EGAT's specification.
 - 1.2.1 Cable tray for transformer, underground cable in HDPE duct.
 - 1.2.2 Lamp post on column concrete fence.
 - 1.3 Road and drainage system.
 - 1.4 Drainage system for cable trench.
 - 1.5 Fire protection system for 230/115 kV Control Building.
 - 1.5.1 Control Building shall consist of Total Flood Clean Agent Fire Suppression System with heat detector, addressable type smoke detector and aspirated smoke detector.
 - 1.5.2 Fire protection system of Control Building shall have trouble and operation visual and audible signals (environmental monitoring), which indicate the change of state of any connected device, shown and recorded at control room in 230/115 kV Control Building. The installation practice shall be in accordance with the last edition of NFPA 72.
 - 1.5.3 There shall be sounder and beacon on the roof of the building.
 - 1.5.4 For system requirements for indoor fire protection system as shown on specification 3001-10.13.1 part e, item no.1 and 6 shall be changed to the new details as follow
 - (1) System description and operation : Supply and Installation of a Total Flood Clean Agent Fire Suppression System utilizing IG-100 shall cover all these zones :
 - Zone 1: Equipment (Control/Relay) Room ;
 - Zone 2: Electrical Room ;
 - Zone 3: Under Raised Floor (If Required);
 - Zone 4: Battery Room ;
 - Zone 5: Cable Room (If required) ;
 - Zone 6: Inert Gas Room
 - Other zone (If required)
- Each protected zone shall have its own set of IG-100 cylinders.

- (6) Detectors shall be cross-zoned detection requiring 2 detectors to be in alarm before discharge. A zone of A or B of addressable smoke detector and a zone C of all ASD shall be crossed.

1.5.5 For air sampling smoke detector as shown on specification 3001- 10.13.2 part i item no.1, 7, 13 and 14 shall be changed to the new details as followings :

i. Air Sampling Smoke Detector.

- (1) Shall consist of a high sensitivity type detector, using light scatter technology.
- (7) Detection system must be included in all control cabinet and can locate a scene.
- (13) The minimum sensitivity settings for a single sampling hole are so that the detection system alarm at 1.5% obs/ft (4.95% obs/m). A sampling hole maximum coverage area is 400.0 sq.ft (37.2 sq.m).
- (14) Maximum transport time from the most remote port to the detection unit of an air-sampling system shall be a maximum of 90 seconds.

1.5.6 Fire protection system, fire alarm system, installation room and accessories shall be in accordance with the applicable requirements set forth in the latest edition of the following codes and standards:

- NFPA 2001: Clean Agent Fire Extinguishing Systems.
- NFPA 70 : National Electrical Code.
- NFPA 72 : National Fire Alarm Code.
- NFPA 75 : Standard for the Fire Protection of Information Technology Equipment.
- NFPA76 : Standard for the Fire Protection of Telecommunications Facilities.
- EGAT's Standard Design Manual of Fire Protection and Suppression for Substation.(คู่มือมาตรฐานการออกแบบเพื่อป้องกันและระงับอัคคีภัย สถานีไฟฟ้าแรงสูงการไฟฟ้าฝ่ายผลิตแห่งประเทศไทย)
- IEEE Std 979: IEEE Guide for Substation Fire Protection
- NFPA 850: Recommended Practice for Fire Protection for Electric Generating Plants and High Voltage Direct Current Converter Substations.

1.5.7 There shall be one control panel for fire detection system and IG-100 fire suppression system for each room which is protected by the IG-100 fire suppression system.

1.5.8 There shall be a protective clear polycarbonate cover which can be immediately lifted or opened for all IG-100 manual release stations.

1.6 Fire protection system for 230 kV Relay Building.

1.6.1 Relay Building shall consist of Total Flood Clean Agent Fire Suppression System with heat detector, addressable type smoke detector and aspirated smoke detector.

1.6.2 Fire protection system of Relay Building shall have trouble and operation visual and audible signals (environmental monitoring), which indicate change of state of any connected device, shown and recorded at control room in 230/115 kV Control Building. The installation practice shall be in accordance with the last edition of NFPA 72.

1.6.3 There shall be sounder and beacon on the roof of the building.

1.6.4 For system requirements for indoor fire protection system as shown on specification 3001-10.13.1 part e, item no.1 and 6 shall be changed to the new details as follow

(1) System description and operation : Supply and Installation of a Total Flood Clean Agent Fire Suppression System utilizing IG-100 shall cover all these zones :

Zone 1: Equipment (Control/Relay) Room ;

Zone 2: Electrical Room ;

Zone 3: Under Raised Floor (If Required);

Zone 4: Battery Room ;

Zone 5: Cable Room (If required) ;

Zone 6: Inert Gas Room

Other zone (If required)

Each protected zone shall have its own set of IG-100 cylinders.

(6) Detectors shall be cross-zoned detection requiring 2 detectors to be in alarm before discharge. A zone of A or B of addressable smoke detector and a zone C of all ASD shall be crossed.

1.6.5 For air sampling smoke detector as shown on specification 3001- 10.13.2 part i item no.1, 7, 13 and 14 shall be changed to the new details as followings :

i. Air Sampling Smoke Detector.

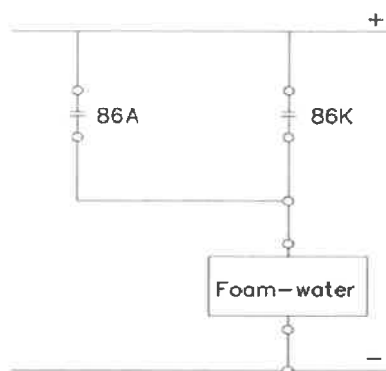
(1) Shall consist of a high sensitivity type detector, using light scatter technology.

(7) Detection system must be included in all control cabinet and can locate a scene.

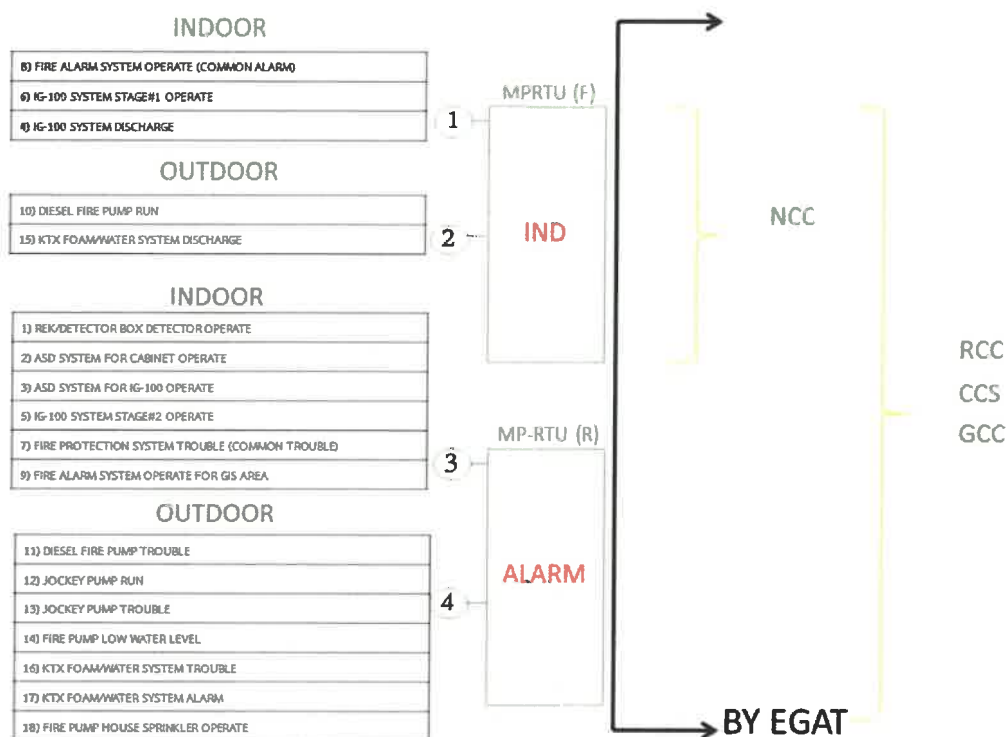
(13) The minimum sensitivity settings for a single sampling hole are so that the detection system alarm at 1.5% obs/ft (4.95% obs/m). A sampling hole maximum coverage area is 400.0 sq.ft (37.2 sq.m).

- (14) Maximum transport time from the most remote port to the detection unit of an air-sampling system shall be a maximum of 90 seconds.
- 1.6.6 Fire protection system, fire alarm system, installation room and accessories shall be in accordance with the applicable requirements set forth in the latest edition of the following codes and standards:
- NFPA 2001: Clean Agent Fire Extinguishing Systems.
 - NFPA 70 : National Electrical Code.
 - NFPA 72 : National Fire Alarm Code.
 - NFPA 75 : Standard for the Fire Protection of Information Technology Equipment.
 - NFPA76 : Standard for the Fire Protection of Telecommunications Facilities.
 - EGAT's Standard Design Manual of Fire Protection and Suppression for Substation.(คู่มือมาตรฐานการออกแบบเพื่อป้องกันและระงับอัคคีภัยสถานี่ไฟฟ้าแรงสูงการไฟฟ้าฝ่ายผลิตแห่งประเทศไทย)
 - IEEE Std 979: IEEE Guide for Substation Fire Protection
 - NFPA 850: Recommended Practice for Fire Protection for Electric Generating Plants and High Voltage Direct Current Converter Substations.
- 1.6.7 There shall be one control panel for fire detection system and IG-100 fire suppression system for each room which is protected by the IG-100 fire suppression system.
- 1.6.8 There shall be a protective clear polycarbonate cover which can be immediately lifted or opened for all IG-100 manual release stations.
- 1.7 Fire protection system for the switchyard to meet the requirement as specified in IEEE Guide for Substation Fire Protection: IEEE Std 979, all requirements of NFPA 850 and EGAT's Standard Design Manual of Fire Protection and Suppression for Substation (คู่มือมาตรฐานการออกแบบเพื่อป้องกันและระงับอัคคีภัยสถานี่ไฟฟ้าแรงสูงการไฟฟ้าฝ่ายผลิตแห่งประเทศไทย).
- 1.8 ASD system for cabinets shall be able to alarm and address the source of smoke within 60 seconds and no later than transport time of ASD of each cabinet.
- 1.9 Fire protection system for the transformer : The Foam-water spray system shall comply with the following;
- 1.9.1 Foam-water spray system: NFPA 13, NFPA16 & NFPA 850
 - 1.9.2 Bladder tank vessel construction standards : Carbon steel to ASME code section VIII for unfired pressure vessel.
 - 1.9.3 Nozzles : NFPA 16 and as per Manufacturer's Recommendation
 - 1.9.4 Detection system : Air Expansion Linear Heat Detection System (LHB)
 - 1.9.5 Equipment for system : FM approved, UL Listings, Vds

- 1.9.6 EGAT's Standard Design Manual of Fire Protection and Suppression for Substation. (คู่มือมาตรฐานการออกแบบเพื่อป้องกันและระงับอัคคีภัยสถานียไฟฟ้าแรงสูงการไฟฟ้าฝ่ายผลิตแห่งประเทศไทย)
- 1.9.7 Foam-water spray system provided for Transformer shall be designed for a density of 10.2 litre/min-sq.m over the exposed surface at the Transformer.
- 1.9.8 There shall be one linear heat detector box for each transformer / shunt reactor.
- 1.9.9 There shall be one control panel for fire detection system and foam/water spray system for each transformer / shunt reactor which is protected by the foam/water spray system.
- 1.10 Fire Pump System. (conforming to NFPA 14, 20, 22, 24, 72).
- 1.11 250 cu.m water storage tank, fire pump, and jockey pump shall have trouble and operation visual and audible signals (environmental monitoring), which indicate change of state of any connected devices, shown and recorded at control room in 230/115 kV Control Building. The installation practice shall be in accordance with the latest edition of NFPA 72.
- 1.12 There shall be one fire alarm system graphic annunciator at each building to enable responding personnel to identify the location of a fire accurately and to indicate the status of emergency equipment or fire safety functions.
- 1.13 There shall be one graphic annunciator which displays alarm, discharge and trouble signals of fire alarm system of other buildings, (fire pump houses, transformers, shunt reactors) at the building where control room locates.
- 1.14 Fire protection system circuits for buildings and switchyards : notification appliance circuits , and signaling line circuits , shall be class A circuit. Initiating device circuits can be class B circuit.
- 1.15 For Control System Logic as shown on specification 3001-13.4 item 4.1 shall be changed to the new detail as following
- (4.1) In case of fire, heat detector and the tubular expansion detector first give alarm. If rate of rise/fixed temp in heat detector/tubular expansion detector sense fire condition, there shall be alarm in control room and the detected transformer and/shunt Reactor shall be tripped before applying Foam-Water spray as the condition shown in the diagram below;



- 1.16 Signals of indoor fire protection system of each room and signals of outdoor fire protection system of each transformer / shunt reactor shall be sent to local CCS, GCC, RCC and NCC as following details;



- 1.17 There shall be only one subcontractor engaging in design, supply and installation of Fire Protection System for Buildings and Switchyard.

- 1.18 Water supply system.

- 1.19 All building wall openings for fire protection dampers shall be provided with stainless steel louvers and insect screens to install inside of building.

- 1.20 For portable fire extinguisher as shown on specification 3001- 10.13.3 shall be changed to the new details as followings :

- The fire extinguishers shall be conformed to latest TIS standards. The portable and mobile fire extinguishers shall be carbon dioxide (CO2) conforming to TIS 881 and/or dry chemical conforming to TIS 332 , capacity 10 lbs/set. The fitting accessories shall be provided.
- The portable fire extinguishers shall be installed according to the latest NFPA 10 and the latest EGAT's Standard of Fire Suppression for Substation. (ระเบียบการไฟฟ้าฝ่ายผลิตแห่งประเทศไทย ฉบับที่ 107 ว่าด้วย “มาตรฐานระบบดับเพลิงสถานไฟฟ้าแรงสูง”) .

- 1.21 For safety sign of fire protection system shall be conformed to EGAT's Safety Sign Standard. (ระเบียบการไฟฟ้าฝ่ายผลิตแห่งประเทศไทย ฉบับที่ 100 ว่าด้วย “มาตรฐานเครื่องหมายความปลอดภัย”)

- 1.22 Fire protection system work shall be inspected and maintained for 2 years, not less than 4 times per year and not less than manufacturers' recommendation.
 - 1.23 There shall be a set of computer desk with chair, a set of CPU which suitable for fire protection system software and operate 24 hours a day and a set of 24" LED monitor which show the status of fire protection system in control room in 230/115 kV Control Building. If there is any video image smoke detector in GIS area, there shall be one more monitor which shows the detecting zone of each video image smoke detector. One set of laser jet printer shall be provided.
 - 1.24 Consumable materials for fire protection system, for example, filters, liquids, and seals shall be provided according to manufacturer's instructions for a period of two years.
 - 1.25 Fire pump house shall be protected by 2 hour fire-rated construction with appropriate ventilation system conformed to NFPA20. If there is any ventilation fan, it shall be explosion proof type.
 - 1.26 Fire pump house shall be installed a sound proof system.
2. Construction of
 - 2.1 230/115 kV Control Building (only architectural and structural)
 - 2.2 230 kV Relay Building.
 - The high flexible cementitious waterproofing coating material shall be applied to the working rooms to prevent moisture from the ground. Therefore, the floor remark section in the referenced drawings concerning installation areas of the said material shall be cancelled.
 - Access floor system or Raised flooring system (For walking area)
 - Panels shall be capable of supporting a uniform load or distributed load not less than 1,500 kg/sq.m.
 - Floor panels shall consist of calcium sulphate have protection against humidity, rotting and fire. Panels shall be jig-milled to thickness size.
 - *Thickness : not less than 35 mm.
 - *Module : 600x600 mm. or 24x24 Inches
 - Finish the surface of the floor panels with floor covering material indicated mineral panels with High Pressure Laminated (HPL) shall be not less than 1.5 mm. from manufacturer standard.
 - Panels material shall be non-combustible, fire retardant, or the fire resistant building material class A, with galvanized steel plate covering both on the top and bottom of the panel.
 - The understructure system of access floor such as pedestal profile, Stringer, head plate and steel bolt shall be made of Electroplated Galvanized Steel (ASTM A879)

- The system frame area which are fixed to the current system by bolting and adhesive shall be unwelded connection.
- The access floor system, following standard :
 - *Load test : EN 12825 or CISCA
 - * Fire test : DIN4102 : F30 A or ASTM E84 Class A or BS476 part 4 Class A
- The test report shall be certified by a third party accredited laboratory.
- The pattern of access floor (Walking area) relating to cable route and equipment layout shall be submitted to EGAT for approval.
- All components of access floor system, which consist of floor panel, stringer, pedestal, and other part, shall be manufactured by the same manufacturer.
- With 10 years guarantee of material and 2 years installation.
- The access floor system material in the Specification No.3001 (Civil and Architectural work) No.3001-10.8.3.5 Access Floor System (Raised Flooring System) and the referenced drawings of the said material shall be cancelled.

2.3 Telecommunication tower foundation.

2.4 Steel structure foundation.

2.5 Take-off foundation.

2.6 Equipment structure foundation with sub trench (if required).

2.7 Transformer loading.

2.8 Fire Wall.

2.9 Cable trench.

2.10 RC. Road.

2.11 Oil separator.

2.12 Oil containing pit with steel grating and black steel spiral-seam pipes (TIS 427-2531) with protection method according to AWWA C217, C205.

2.13 Crushed rock surfacing.

2.14 Wire mesh fence.

2.15 Site office.

2.16 Guard house.

2.17 Garage house

2.18 Lamp post for fence and access road lighting LED type foundation.

2.19 Overhead ground wire structure foundation

- 2.20 Foam house.
- 2.21 Cabinets with 2x50 lbs wheel fire extinguisher.
- 2.22 Water storage tank for fire protection system (capacity not less than 250 cu.m).
- 2.23 Underground water tank 50 cu.m.
3. The drawings and calculation of all buildings shall be verified with adequate details for intended application and submitted to EGAT for approval.
 4. All design works and the fabrication drawings for all steel structures shall be submitted to EGAT for approval.
 5. All design, construction and testing shall be in accordance with Specification No. 3001 : Civil and Architectural Work.
 6. EGAT's Soil Investigation Report (attached to the Contract) is a document that can be a reference for design, however; the review of the soil investigation report shall be under responsibility of the Contractor and the warranty of work shall remain following all obligations as specified in the Contract.
 7. All foundations shall be as specified in layout drawing. Except the result of soil investigation shows that the specified foundations are not appropriate, the Contractor shall design the proposed foundations.
 8. Plate bearing test according to ASTM D1194-94 shall be submitted to EGAT for approval.(if pad type foundation is required).
 9. The Contractor shall remove all debris from construction material and other works in order to make the site clean and be in the condition acceptable to EGAT.
 10. According to the Contract Document Section G-3 :Contractor's Office and Other Construction Facilities; the detail in paragraph 3 shall be changed as follows : the Contractor shall provide for EGAT an office container at the site during construction with a minimum space of 36 sq.m for office area, 24 sq.m for conference room which shall both be air-conditioned and 4 sq.m for toilet. The facilities as shown on the section G-3 are required for 2 sets.

Schedule 2

Work included in this Contract.

1. Design and construction of

- 1.1 Steel structure and foundations for Specified equipment and the others not shown in “For Construction drawings” and / or EGAT’s specification.
 - 1.1.1 Cable tray for transformer, underground cable in HDPE duct.
 - 1.1.2 115 kV Compact switchgear foundation
 - 1.1.3 Load Break Switch
 - 1.1.4 Lamp post on column concrete fence
 - 1.1.5 Rc. cover for cable trench
 - 1.1.6 Modify existing foundation for steel structure
- 1.2 Road and drainage system.
- 1.3 Drainage system for cable trench.
- 1.4 Fire protection system for the switchyard to meet the requirement as specified in IEEE Guide for Substation Fire Protection: IEEE Std 979, all requirements of NFPA 850 and EGAT’s Standard Design Manual of Fire Protection and Suppression for Substation (คู่มือมาตรฐานการออกแบบเพื่อป้องกันและระงับอัคคีภัยสถานไฟฟ้าแรงสูงการไฟฟ้าฝ่ายผลิตแห่งประเทศไทย).
- 1.5 Fire protection system circuits for buildings and switchyards : notification appliance circuits, and signaling line circuits , shall be class A circuit. Initiating device circuits can be class B circuit.
- 1.6 There shall be only one subcontractor engaging in design, supply and installation of Fire Protection System for Buildings and Switchyard.
- 1.7 Water supply system.
- 1.8 For safety sign of fire protection system shall be conformed to EGAT’s Safety Sign Standard. (ระเบียบการไฟฟ้าฝ่ายผลิตแห่งประเทศไทย ฉบับที่ 100 ว่าด้วย “มาตรฐานเครื่องหมายความปลอดภัย”)
- 1.9 Fire protection system work shall be inspected and maintained for 2 years, not less than 4 times per year and not less than manufacturers’ recommendation.
- 1.10 Consumable materials for fire protection system, for example, filters, liquids, and seals shall be provided according to manufacturer’s instructions for a period of two years.

2. Construction of

- 2.1 Steel structure foundation.
- 2.2 Take-off foundation.

- 2.3 Equipment structure foundation with sub trench (if required).
 - 2.4 Cable trench.
 - 2.5 Cable trench with concrete cover
 - 2.6 RC. Road.
 - 2.7 Oil separator.
 - 2.8 Oil containing pit with steel grating and black steel spiral-seam pipes (TIS 427-2531) with protection method according to AWWA C217, C205.
 - 2.9 Crushed rock surfacing.
 - 2.10 Wire mesh fence.
 - 2.11 Lamp post for fence and access road lighting LED type foundation.
 - 2.12 Overhead ground wire structure foundation
- 3. The drawings and calculation of all buildings shall be verified with adequate details for intended application and submitted to EGAT for approval.
 - 4. All design works and the fabrication drawings for all steel structures shall be submitted to EGAT for approval.
 - 5. All design, construction and testing shall be in accordance with Specification No.3001 : Civil and Architectural Work.
 - 6. EGAT's Soil Investigation Report (attached to the Contract) is a document that can be a reference for design, however; the review of the soil investigation report shall be under responsibility of the Contractor and the warranty of work shall remain following all obligations as specified in the Contract.
 - 7. All foundations shall be as specified in layout drawing. Except the result of soil investigation shows that the specified foundations are not appropriate, the Contractor shall design the proposed foundations.
 - 8. Plate bearing test according to ASTM D1194-94 shall be submitted to EGAT for approval.(if pad type foundation is required).
 - 9. The Contractor shall remove all debris from construction material and other works in order to make the site clean and be in the condition acceptable to EGAT.

Schedule 3

Work included in this Contract.

1. Design and construction of
 - 1.1 Steel structure and foundations for Specified equipment and the others not shown in “For Construction drawings” and / or EGAT’s specification.
 - 1.1.1 115 kV Compact switchgear foundation
 - 1.2 Drainage system for cable trench.
2. Construction of
 - 2.1 Steel structure foundation.
 - 2.2 Take-off foundation.
 - 2.3 Equipment structure foundation with sub trench (if required).
 - 2.4 Cable trench.
 - 2.5 RC. Road.
 - 2.6 Crushed rock surfacing.
3. The drawings and calculation of all buildings shall be verified with adequate details for intended application and submitted to EGAT for approval.
4. All design works and the fabrication drawings for all steel structures shall be submitted to EGAT for approval.
5. All design, construction and testing shall be in accordance with Specification No.3001 : Civil and Architectural Work.
6. EGAT’s Soil Investigation Report (attached to the Contract) is a document that can be a reference for design, however; the review of the soil investigation report shall be under responsibility of the Contractor and the warranty of work shall remain following all obligations as specified in the Contract.
7. All foundations shall be as specified in layout drawing. Except the result of soil investigation shows that the specified foundations are not appropriate, the Contractor shall design the proposed foundations.
8. Plate bearing test according to ASTM D1194-94 shall be submitted to EGAT for approval. (if pad type foundation is required).
9. The Contractor shall remove all debris from construction material and other works in order to make the site clean and be in the condition acceptable to EGAT.